

DECOSAN

Bath inspirations

Simply beautiful.

DECOSAN

Bath design







We understand bathrooms as places where people are themselves, introspective and without natural filters.

We understand bathrooms as places where we start the day and offer us the chance to organise our thoughts to start new challenges and objectives.

We understand bathrooms as places with soul and a life of their own in perfect harmony between beauty and function.


We understand bathrooms as spaces that contribute to making life better.

DECOSAN

Bath design



00. Bath design	11
Our essence	12
Materials with soul	16
Our materials	18
R + D + I	20
Our concepts	22
Professional Showroom	25
Our Designers	26




01. Atelier	29
Bathroom furniture	
Olympia: Aesthetic.....	30 - Technics104
Diamond: Aesthetic.....	44 - Technics112
Best: Aesthetic.....	62 - Technics122
Queen: Aesthetic.....	80 - Technics132
Alma: Aesthetic.....	88 - Technics.....140
Atelier Accessories	148



04. Mirrors	294
Smooth	300
Rear Backlight	301
Front Backlight	304
Metal Framed	306
Framed Wood	308
Mirror Cabinets	309
Complement your mirror	310



05. Lighting	314
Mirror Lights	318
Decorative Lighting	320



02. Casual	155
Bathroom furniture	
Play: Aesthetic.....	156 - Technics230
Step: Aesthetic.....	214 - Technics252



03. Countertops	258
Integrated Standard	262
Integrated Customise	268
Countertop Sink	276
Totems	283
Flat Countertops	284
Countertop Accessories	292



06. Auxiliary	322
Columns	328
Cabinets	330
Shelves	332
Towel racks	334
Auxiliaries Atelier	336



07. Colours	340
Terms & Conditions of Sale	348
Installation Manual	349

Perfection is achieved, not when there
is nothing more to add, but when there
is nothing more to take away.

Antoine de Saint-Exupéry (1900-1944)
French writer and poet



00 Bath design

DECOSAN

Bath design



Our essence

Decosan is part of the Nofer brand group and specialises in the manufacture of bathroom furniture and accessories.

35 years' experience, a 2200 m² state of the art production facility, 3000 m² of logistics space, offices and showroom allow us to export our products to more than 70 countries worldwide.

DECOSAN

Milan

DECOSAN

Moscow



DECOSAN

Barcelona

DECOSAN

Dubai



An industry 100% made in Barcelona, where craftsmanship and technology merge to create unique solutions with special attention to detail.







Materials with soul

As manufacturers we select the raw materials we use with special care and attention. From the raw materials our craftsmen apply their know-how combined with the latest technology to create beautiful products at our production plant in Barcelona.

Respectfully treating the products allows our craftsmen to keep the essence of the raw material in the end product.



Our materials





Nature Wood

Decorative finish applied to particleboards allowing multiple colours and finishes with excellent properties. This finish is highly resistant to scratches and general wear and tear.

Solid Surface (Cristalplant)

Solid Surface is a last generation material where two thirds is made up of natural minerals and BIO based corn-based resin. The end product is a non-porous, antibacterial material that is silky and warm to the touch. Its structure and composition mean it can be repaired.




Microcement

Decorative material composed of cement and mineral pigments to achieve a compact, very resistant and easy-to-clean finish.

Solid Wood

100% natural Oak laminated in strips from 8 to 15cm. The finished product has a beautiful natural Oak look that is protected with natural oils to create a tough and hard-wearing finish.




Fibralac

This material is ideal for matt or gloss lacquered finishes thanks to its composition and high density. It is made from dry pressed wood fibres mixed with synthetic resins that produce a uniform and smooth surface.

Marine Plywood Board

Multilayer board of Phenolic glues with excellent dimensional stability and resistance to humidity. Available with various finishes including natural Oak, rustic Oak and Walnut. The finish is achieved using natural oils that enhance the beauty of the wood and protect it against general wear and tear.





Solid Mineral (Mineralsolid)

Material composed of natural mineral fillers and resins. The entire piece is coated with a matt or shine finish coating.



Natural Stone

A new synthetic material that provides a smooth and uniform surface. Its white ceramic colour makes it ideal for bathroom furniture. It is warm to the touch, easy to clean and is extremely durable.



Resin


A crystalized compact calcareous rock, 100% natural. Available in a wide range of colours with a matt, anti-stain treatment that prevents absorption. Every batch extracted is different so colour samples may vary.

Ceramics

A clay substance paste with a compact structure that undergoes a series of firing processes to achieve a smooth glass like effect known as vitrification. This material provides a beautiful and highly resistant, easy to clean surface.

Ceramcolor

High performance coloured enamel based on nano particles with high antibacterial properties, non-porous and with great mechanical resistance, stains and chemical agents. It is applicable on porcelain and compact stone



Glass White

White coloured glass that creates an opaque white glossy finish.



Cristalcolor

Totally transparent optical glass that is colored and vitrified in the oven. Thermoformed sinks are achieved in ovens at high temperatures, achieving a sink with a progressive fall, matte texture and silky touch.

Metal Inox

Stainless steel is known as a high-alloy steel that contains chromium and other binders. This gives it a high resistance to corrosion. The stainless steel is treated to give it a highly polished or brushed satin effect, but it can also be painted in any colour.



Our materials

R+D+I

Research development and Innovation

A great deal of focus is placed new products development and the treatment of materials that allows us to offer innovative and unique products.

Our commitment to continuous improvement allows us to implement new systems and technologies that improve the quality of the products and the users experience.






Our concepts



CUSTOMISED

Custom manufacturing. In the case of non-standard sizes of height or width use the next size up to calculate the price.



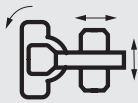
ANTHRACITE FULLCOLOR

All the interior parts of the furniture are finished in anthracite grey. Where the furniture is lacquered on the outside, the inside anthracite finish is also lacquered.



ATELIER SYSTEM

In the finishes of marine board or solid wood, the pieces are selected in a numbered way to maintain the continuity of the grain throughout the furniture.



BLUM 3D HINGES

The hinges are adjustable in height, depth and inclination for a perfect fit.



4D DRAWERS

The coloured metal Hettich or Blum drawers with a slim 12mm thickness and 4 adjustment settings. The slider guides are fully extendable with a dampened soft close.



DECOBUILD SYSTEM

Furniture made with 19mm boards cleverly glued to create a clean look with no visible hardware. Durable and hard wearing.



DECOFIX SYSTEM

High security wall fixing system with load bearing over 240 kg.



DECOSPACE SYSTEM

System that includes the supply of a space-saving siphon and a polished chrome click clack valve. This clever solution means more storage space and a more elegant design with the pipes hidden out of view.



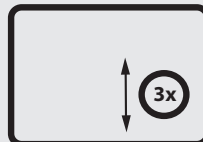
DURALACK SYSTEM

The lacquered colours contain hardening additives that offer excellent resistance against scratches and general wear and tear.



INTERIOR SHELVES CRYSTAL

6 mm thick interior glass shelves. When the cabinets is glass, the shelves have a smoked grey finish.



MOBILE MOVING MIRROR

An additional x3 magnifying mirror can be added to your larger mirror. Our special magnifying mirror can be moved around any time so you can always find the perfect position.



MAGNIFYING MIRRORX5 LED

You can customise your x5 magnifying mirror with integrated LED lighting.



MIRRORS WITH ANTI-FOG

You can add an anti-fog system to your mirror. A thermal foil is placed on the back of the mirror to prevent condensation giving you the perfect reflection.



MIRRORS WITH BLUETOOTH

Connect your device to the mirror by Bluetooth to enjoy your favourite music or program in the bathroom



MIRRORS WITH COLD/ WARM LIGHT

Customise your mirror with warm or cold light. From 2700°k to 5500°k. Add a touch sensor to adjust the light giving you the perfect light.



MIRRORS WITH SENSOR ON / OFF

Allows you to turn the light on and off and to adjust the light.



PUSH AND SLOW

The drawers with our Push Handleless system can be opened by pressing at any point on the front of the drawer. The closing system is smooth and silent.



PUSH DOORS WITHOUT HANDLE

Column and cabinet doors have our push ejection system that can also be used as a door holder.



ANTI-FOG SENSOR

ON/OFF sensor for anti-fog on the mirror.



HANGING SECURITY SYSTEM DISCHARGE 150 KG

Columns and cabinets have a safety hanging system with a load bearing capacity of 150 kg.



SCREEN SYSTEM WITH SENSOR ON / OFF

Technology allows us to replicate your mobile screen in the mirror. With this, you can easily reproduce all the contents of your mobile, such as videos and photos, in the mirror. Compatible with IOS and Android.



WOOD PROTECT SYSTEM

Solid Wood and Marine Plywood Boards are protected against external agents with natural oils that maintain the texture and look of the natural wood.



Our concepts



Made in Barcelona

A space to share
experiences located in the
heart of Barcelona, a city of
design and inspiration.



Professional Showroom

At our showroom we organize events to bring together professionals at the heart of interior and bathroom design.

Involved at every stage of the process from idea to finished product. We combine expert treatment of the materials, design, development and production to create customised and standard bathroom products.

Get inspired! We can help create the bathroom of your dreams.



Our Designers

Designers work with a process and starts with understanding a problem or need and finishes with a solution.



CirculoCuadrado

CirculoCuadrado is the interior design studio formed by Ismael Barajas and Maribel Caballero, graduates in Interior Design in Barcelona.

After a long individual career, they opened their studio in 2006. They define themselves in a style with minimalist influence, in constant search of visual order and the application of noble materials.

CIRCULO[®]
CUADRADO

Decosan Studio

Our team develops designs and concepts with a global vision. Materials, technology, shape, ergonomics, language, visual communication and creativity are elements that we consider in all projects to achieve the ideal product.




01 Atelier Bathroom furniture

Attention to detail and craftsmanship in the
form of style.

Olympia

Style that has always existed.





▲ Bathtub
Orion Solid Surface



Decorative light
Ledpoint



Auxiliar furniture
Towel rack on the wall





Vanity
1 drawer / lacquered frieze finish / acero cepillado top trim



Backlighted mirror
Spined





▲ Wall hung units 35 cm height



Beige



Perla



Acero



Piedra



Tierra



Caqui



Albero



Moka



Antracita

- ▲ Customise the colour of your furniture from 18 standard colours from the RAL or NCS charts

Bathtub

▼ Borealis Solid Surface

Vanity

1 trunk + inner drawer / walnut
friezed finish / brushed gold neck





- ▼ Countertop with integrated sink
Plus in Negro Marquina Natural Stone




▼ 54 cm tall cabinet with trunk and inner drawer



▼ Mitered furniture structure manufactured with Marine Plywood Board



▲ Decospace system. Upper drawer with trimming. Space saving valve and siphon included



▲ Extra slim 4D drawers with full extraction system and silent braking



▲ Auxiliar furniture
*Smoked glass door column and
matt black metal shelving*



Vanity

1 drawer / smooth rustic oak finish / matt black lacquered neck



108

Countertop

Flat top in oak Marine Plywood Board Legno Rústico finish
Stainless steel countertop sink



286

OLYMPIA

Backlit mirror

Circled



301



◀ Customise your Olympia furniture using smooth or friezed textures



OLYMPIA

▼ Friezed texture



▲ Smooth texture

Customise the neck trim of the furniture with a metallic finish. You can also choose a lacquered finish in a range of colours or one of our 8 natural wood finishes



ACERO CEPILLADO



ORO CEPILLADO



COBRE CEPILLADO




MARINE PLAYWOOD BOARD



LACQUER

Diamond

The cut of the diamond
makes it a jewel.





116

Vanity ▶

*Composition with 3 drawers and
2 decorative shelves / Walnut and matte
black finish / Diamond Inglete handle*



274

Integrated worktop
Cristalcolor Negro



338

Bathtub
Andrómeda Solid Surface



320

Decorative light
Ledarc









- ◀ Backlit mirror
Spined with movable magnifying mirror

Auxiliar furniture
Decorative box shelf with movable interior divider

Decorative light
Matte black Ledarc

- ▼ Atelier design
Continuous wood grain throughout the cabinet





119

Vanity ▶

*2 trunks / lacquered finish /
push handle*



274

Countertop

Integrated Cristalcolor matte finish



303

Backlit mirror

Spined



320

Decorative light

Ledarc








- ▲ Optical glass integrated sink countertop with matte texture and customizable in any color from the RAL chart

▼ Miter sides
diamond effect



▼ Detail of exterior diamond effect
perimeter bevel



▲ Side detail of the diamond
miter handle



Vanity
 2 drawers / wood finish Marine Playwood
 Board / Diamond handle



Countertop
 Solid Surface flat countertop
 Solid Surface Prim countertop sink





Mirror
Retroled mirror
Mobile magnifying mirror



Decorative light
Ledcirc



Bathtub
Orion Solid Surface



Auxiliar furniture
Double wooden door
Marine Plywood Board





◀ Continuous grain,
respecting the wood mesh

Detail of the Diamond handle. ▶
Inner and outer bevel
reproducing the shape of a
diamond





▲ Vanity
Angled decorative composition with natural stone countertop and 1 drawer unit with lacquered countertop

 272

 116

Framed mirrors
Black metal

 306-307



Mirror
2 door dressing room

Decorative light
Ledcirc

 309

 321



◀ Mirror cabinet with doors asymmetrical with mirrored sides and concealed handle



◀ Add-on module with lacquered countertop



▲ Countertop
*Wall-mounted with integrated
Natural Stone sink*

Mirrors
*Metalround and
Metalroundled mirrors*

Decorative light
Ledcirc



DIAMOND

Best

Pure architecture,
fusion of elements.



Piece of furniture
2 drawers / Inglete handle / lacquered finish

Countertop
Ceramcolor flat countertop
Eye Ceramcolor countertop sinks







- ◀ Led customization.
Rounded mirror with customizable colour temperature options

- ◀ Colour integration.
Coloured ceramic sink.
Ceramcolor countertop.
Lacquered vanity.
Different elements and materials with the same color

▼ 45° miter handle and structure



Auxiliar units ▶
Column composition
decorative and wooden
door with Push handle.
Twin shelf.
Legno Rustic oak finish





▲ Vanity
2 trunks and 1 interior drawer / Push
handle / oak Legno Rústico finish

Integrated countertop
Solid Mineral

Mirror with front lighting
Duoled

Decorative light
Ledcirc



▲ Integrated countertop Regata sink in natural Pizarra finish

▶ Metal shelf with double Marine Playwood Board in oak Legno Rústico shelf



▼ Handle detail and
miter 45° structure



▼ 4D metal drawers with
total extraction and silent closing



Inglete handle detail ►





127

Vanity ▶
2 drawers / Inglete
handle / lacquered finish



291

Worktop
Flat Natural Stone
Countertop sinks



306

Front lighting mirror
Metal rounded



321

Decorative light
Ledcirc







▲ Materials and colours.
Aesthetic balance



◀ Decorative light
Ledpoint



◀ Auxiliar furniture
*Metal shelving
with double shelf
lacquered*



▲ Vanity
*Auxiliar storage unit with Solid
Mineral top*



130

Mirror
Corner



308

Auxiliar vanity
Decorative shelf box



333



Vanity
1 trunk + 2 drawers / push
handle / wood finish Marine
Playwood Board



Countertop
Flat countertop Solid Mineral.
corner sink Solid Mineral
model Hug with decorative side shelf



Mirror
Triled with Screen system



▼ Solid Surface specialists. Bathtubs, countertops, sinks



▲ Solid Surface architecture. Custom projects



BEST



Queen

Unique, distinguished style.



308

Framed mirror
Luxor silver

291

Flat countertop
Carrara Natural Stone

136

Vanity
*1 drawer / Queen handle /
lacquered finish*





137
 Vanity
 4 drawers / Queen handle /
 lacquered finish



272
 Integrated countertop
 Carrara Natural Stone with
 double sink



308
 Framed mirror
 Luxor silver





◀ Furniture
*1 drawer / Queen handle /
lacquered finish*

Framed mirror
Luxor gold

Detail
Gold handle and edges



Detail
Chrome handle and edges





◀ Vanity
Blanco lacquer



◀ Vanity
Océano lacquer



◀ Vanity
Negro lacquer



◀ Vanity
Burdeos lacquer

Vanity ▶
4 drawers / Queen handle /
lacquered finish

Framed mirror
Luxor gold



QUEEN



Alma by CIRCULO[®] CUADRADO

The essence of the raw material. Respect and pamper the product.







◀ Vanity
*2 drawer bench / Push handle / solid oak finish
front finish with lacquered sides*



146

Countertop
Flat countertop solid oak



287

Mirror
Smooth Round with metallic structure



300

Bathtub
Leo Solid Surface



338



▲ Auxiliar furniture
Lean solid oak towel rack



337

Solid Surface ▶
Eliptic sink,
extra-fine



Countertop miter in ▶
solid oak finished
to maintain the natural
wood effect





▲ Customised solid oak
countertop wall hung



▲ Auxiliaries
Metallic structure bench with solid oak top

 335



Sink
Solid Surface Totem



Countertop
Flat Countertop Solid Surface matte white



Vanity
2 drawers / Push handle / slim edges in matt white with solid oak front in a Legno finish



Decorative light
Ledcirc





▲ Solid Surface totem



▲ Side detail extra-fine lacquered

CIRCULO CUADRADO



145

Vanity ▶

*2 drawers / Push handle /
lacquered finish*



270

Integrated Countertop
Solid Surface



287

Flat Countertop
Lacquered finish Countertop



300

Smooth Mirror
Customised



321

Decorative light
Ledcirc



336

Auxiliaries
*Columns by CirculoCuadrado
lacquered finish*













CIRCULO
CUADRADO

◀ Auxiliaries
*Mirrored dressing
tablet set by
CirculoCuadrado
lacquered finish*

Auxiliaries ▶
*Columns by
CirculoCuadrado
lacquered finish*



-  NCSS 7500-N
-  NCSS 1002-Y
-  NCSS 5010-G70Y
-  NCSS 5010-B10G
-  NCSS 4030-Y80R
-  NCSS 4010-Y90R

▲ Colours
*Colours suggested
by CirculoCuadrado
lacquered, matt or
gloss finish*



ALMA

01

Technical information and price list

Atelier

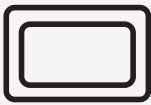
DECOSAN

Bath design



Olympia

Features and equipment	106
Customise your Olympia	107
Wall hung vanity units	108
Wall hung modules	110
Atelier accessories	148



DECOSPACE SYSTEM

System that includes the supply of a space-saving siphon and a polished chrome click clack valve. This solution avoids the caving of the upper drawer improving storage capacity and aesthetics interior with hidden pipes.



4D DRAWERS

Hettich or Blum metal drawers finished in a gloss anthracite with an extra-thin 12 mm profile and 4 adjustment settings. The guides can be fully extended and have a progressive soft close.



PERSONALISED

The collection allows custom manufacturing. Where you do not have the exact size, use the price for the next size up.



ANTHRACITE FULLCOLOR

All the interior parts of the furniture are finished in anthracite grey. Where the furniture is lacquered on the outside, the inside anthracite finish is also lacquered.



DURALACK SYSTEM

Our lacquered colours contain hardening additives making them highly resistant to wear and tear.



DECOFIX SYSTEM

High security wall fixing system with a load bearing strength greater than 240 kg.



DECOBUILD SYSTEM

Furniture made with 19 mm boards cleverly glued to create a clean look with no visible hardware. Durable and hard wearing.



WOOD PROTECT SYSTEM

Marine board protected against external agents with natural oils that maintain the texture and look of the natural wood.

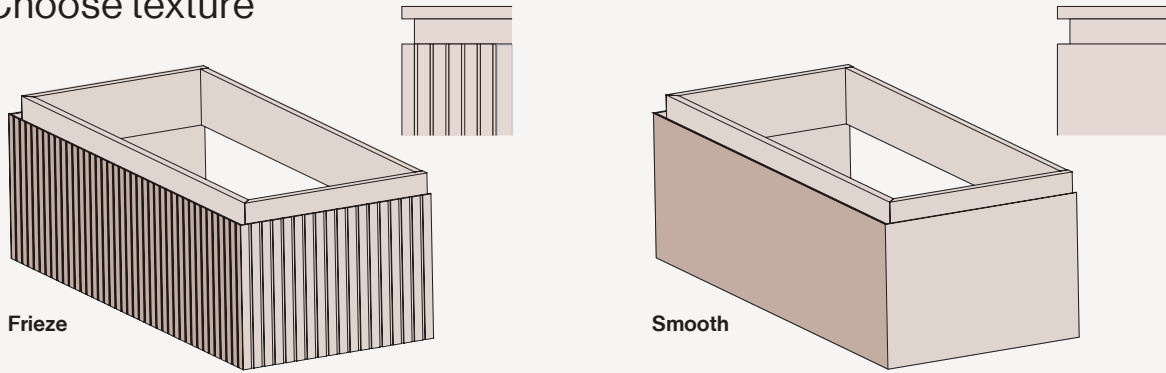


ATELIER SYSTEM

Marine board finishes use selected pieces maintain the continuity of the grain throughout the furniture.

Configure and personalise your Olympia furniture

A Choose texture




B Choose the colour of the furniture

Lacquered



Marine Plywood Board / Oak and Walnut veneer




C Choose the colour of the top trim

Lacquered



Marine Plywood Board / Oak and Walnut veneer

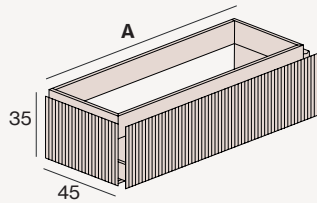


Metal



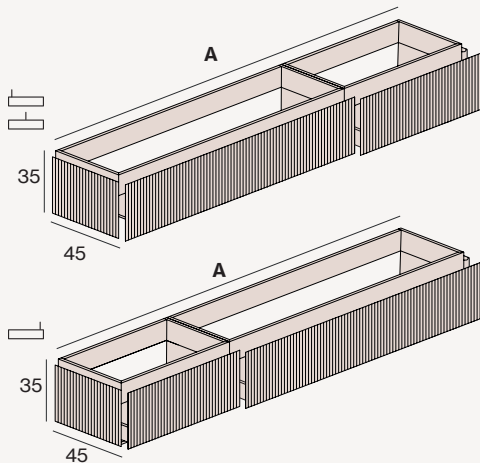
WALL HUNG VANITY UNITS

1 DRAWER



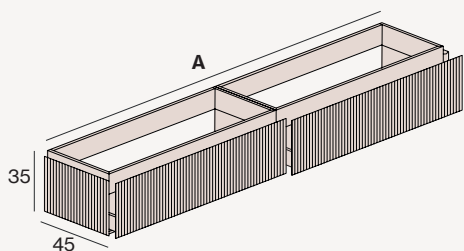
A (cm)	SINK	REF	LACQUER		MARINE PLYWOOD BOARD	
			FRIEZED FRONT	SMOOTH FRONT	FRIEZED FRONT	SMOOTH FRONT
60		Y101.060.C	-	-	-	-
70		Y101.070.C	-	-	-	-
80		Y101.080.C	-	-	-	-
90		Y101.090.C	-	-	-	-
100		Y101.100.I	-	-	-	-
100		Y101.100.C	-	-	-	-
100		Y101.100.D	-	-	-	-
120		Y101.120.I	-	-	-	-
120		Y101.120.C	-	-	-	-
120		Y101.120.D	-	-	-	-
120		Y101.120.X	-	-	-	-
140		Y101.140.I	-	-	-	-
140		Y101.140.C	-	-	-	-
140		Y101.140.D	-	-	-	-
140		Y101.140.X	-	-	-	-

2 ASYMMETRIC DRAWERS



120		Y102.120.I	-	-	-	-
120		Y102.120.C	-	-	-	-
120		Y102.120.D	-	-	-	-
140		Y102.140.I	-	-	-	-
140		Y102.140.C	-	-	-	-
140		Y102.140.D	-	-	-	-
160		Y102.160.I	-	-	-	-
160		Y102.160.C	-	-	-	-
160		Y102.160.D	-	-	-	-
180		Y102.180.I	-	-	-	-
180		Y102.180.C	-	-	-	-
180		Y102.180.D	-	-	-	-
200		Y102.200.I	-	-	-	-
200		Y102.200.C	-	-	-	-
200		Y102.200.D	-	-	-	-

2 SYMMETRICAL DRAWERS



120		Y103.120.I	-	-	-	-
120		Y103.120.D	-	-	-	-
120		Y103.120.X	-	-	-	-
140		Y103.140.I	-	-	-	-
140		Y103.140.D	-	-	-	-
140		Y103.140.X	-	-	-	-
160		Y103.160.I	-	-	-	-
160		Y103.160.D	-	-	-	-
160		Y103.160.X	-	-	-	-
180		Y103.180.I	-	-	-	-
180		Y103.180.D	-	-	-	-
180		Y103.180.X	-	-	-	-
200		Y103.200.I	-	-	-	-
200		Y103.200.D	-	-	-	-
200		Y103.200.X	-	-	-	-

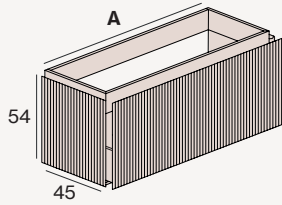


- Asymmetric compositions have the following configurations: 120 (80 + 40), 140 (100 + 40), 160 (100 + 60), 180 (120 + 60), 200 (120 + 80). Other configurations available.
- Non-standard sizes: when non-standard sizes are requested for the width and/or height, use the price from the next size up. Special backgrounds available from 39 to 45 cm.
- The 35 height cabinet does not have a Decospace system. If the installation allows, it can be ordered without a surcharge.

- C Centered sink
- D Right sink
- I Left sink
- X Double sink

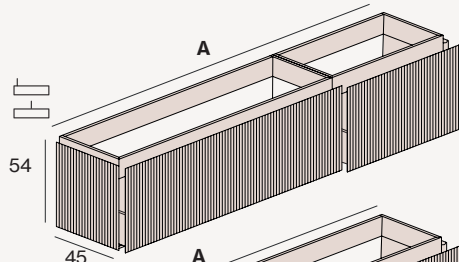
WALL HUNG SINK BASES

TRUNK


(1)

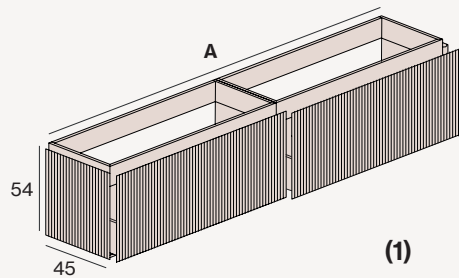
A (cm)	SINK	REF	LACQUER		MARINE PLYWOOD BOARD	
			FRIEZED FRONT	SMOOTH FRONT	FRIEZED FRONT	SMOOTH FRONT
60		Y202.060.C	-	-	-	-
70		Y202.070.C	-	-	-	-
80		Y202.080.C	-	-	-	-
90		Y202.090.C	-	-	-	-
100		Y202.100.I	-	-	-	-
100		Y202.100.C	-	-	-	-
100		Y202.100.D	-	-	-	-
120		Y202.120.I	-	-	-	-
120		Y202.120.C	-	-	-	-
120		Y202.120.D	-	-	-	-
120		Y202.120.X	-	-	-	-
140		Y202.140.I	-	-	-	-
140		Y202.140.C	-	-	-	-
140		Y202.140.D	-	-	-	-
140		Y202.140.X	-	-	-	-

2 ASYMMETRIC TRUNKS


(1)

120		Y210.120.I	-	-	-	-
120		Y210.120.C	-	-	-	-
120		Y210.120.D	-	-	-	-
140		Y210.140.I	-	-	-	-
140		Y210.140.C	-	-	-	-
140		Y210.140.D	-	-	-	-
160		Y210.160.I	-	-	-	-
160		Y210.160.C	-	-	-	-
160		Y210.160.D	-	-	-	-
180		Y210.180.I	-	-	-	-
180		Y210.180.C	-	-	-	-
180		Y210.180.D	-	-	-	-
200		Y210.200.I	-	-	-	-
200		Y210.200.C	-	-	-	-
200		Y210.200.D	-	-	-	-

2 SYMMETRICAL TRUNKS


(1)

120		Y211.120.I	-	-	-	-
120		Y211.120.D	-	-	-	-
120		Y211.120.X	-	-	-	-
140		Y211.140.I	-	-	-	-
140		Y211.140.D	-	-	-	-
140		Y211.140.X	-	-	-	-
160		Y211.160.I	-	-	-	-
160		Y211.160.D	-	-	-	-
160		Y211.160.X	-	-	-	-
180		Y211.180.I	-	-	-	-
180		Y211.180.D	-	-	-	-
180		Y211.180.X	-	-	-	-
200		Y211.200.I	-	-	-	-
200		Y211.200.D	-	-	-	-
200		Y211.200.X	-	-	-	-

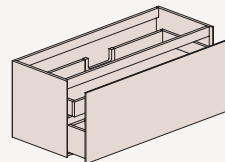
Accessories

& complements

COMPLEMENTS
FOR YOUR FURNITURE
Organizers, towel racks,...
page 148

(1) INTERIOR DRAWER

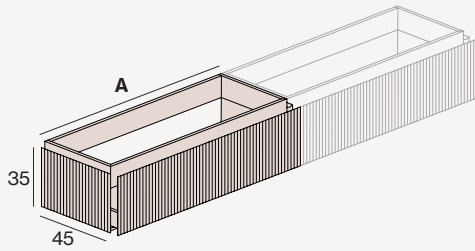
An inner drawer
can be added to
configurations with
trunks.



A (cm)	REF	RRP
40	A220.040	-
60	A220.060	-
70	A220.070	-
80	A220.080	-
90	A220.090	-
100	A220.100	-
120	A220.120	-
120X	A220.120X	-
140	A220.140	-
140X	A220.140X	-

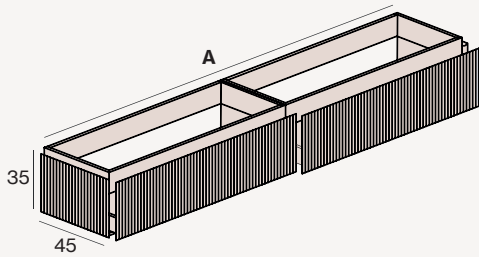
WALL HUNG MODULES

1 DRAWER / BENCH



A (cm)	REF	LACQUER		MARINE PLYWOOD BOARD	
		FRIEZED FRONT	SMOOTH FRONT	FRIEZED FRONT	SMOOTH FRONT
30	Y101.030.M	-	-	-	-
40	Y101.040.M	-	-	-	-
60	Y101.060.M	-	-	-	-
70	Y101.070.M	-	-	-	-
80	Y101.080.M	-	-	-	-
90	Y101.090.M	-	-	-	-
100	Y101.100.M	-	-	-	-
120	Y101.120.M	-	-	-	-
140	Y101.140.M	-	-	-	-

2 DRAWERS / BENCH



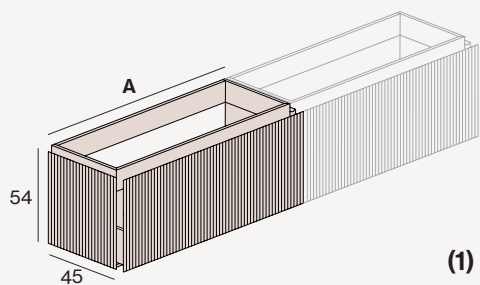
120	Y103.120.M	-	-	-	-
140	Y103.140.M	-	-	-	-
160	Y103.160.M	-	-	-	-
180	Y103.180.M	-	-	-	-
200	Y103.200.M	-	-	-	-



· You can create your personalised furniture by adding the modules to the right and / or left of the selected sink base. Specify their position.

WALL HUNG MODULES

1 TRUNK



A (cm)	REF	LACQUER		MARINE PLYWOOD BOARD	
		FRIEZED FRONT	SMOOTH FRONT	FRIEZED FRONT	SMOOTH FRONT
30	Y202.030.M	-	-	-	-
40	Y202.040.M	-	-	-	-
60	Y202.060.M	-	-	-	-
70	Y202.070.M	-	-	-	-
80	Y202.080.M	-	-	-	-
90	Y202.090.M	-	-	-	-
100	Y202.100.M	-	-	-	-
120	Y202.120.M	-	-	-	-
140	Y202.140.M	-	-	-	-

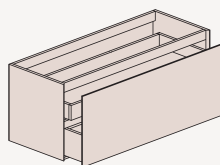
Accessories

& complements

COMPLEMENTS
YOUR FURNITURE
Organizers, towel racks,...
page 148

(1) INTERIOR DRAWER

The inner drawer can be put into the compositions with trunk.




A (cm)	REF	RRP
40	A221.040	-
60	A221.060	-
70	A221.070	-
80	A221.080	-
90	A221.090	-
100	A221.100	-
120	A221.120	-
140	A221.140	-



Diamond

Features and equipment	114
Customise your Diamond furniture	115
Wall hung vanity units	116
Wall hung modules	120
Accessories Atelier	148



DECOSPACE SYSTEM

System that includes the supply of a space-saving siphon and a polished chrome click clack valve. This solution avoids the caving of the upper drawer improving storage capacity and aesthetics interior with hidden pipes.



4D DRAWERS

Hettich or Blum metal drawers in anthracite colour and extra-thin 12mm profile and 4 adjustment settings. The guides can be fully extended and have a progressive soft close.



PERSONALISED

This collection allows custom manufacturing. In the case of intermediate measures of height and width, take the price of the immediately higher measure.



FULLCOLOR ANTHRACITE

All the interior parts of the furniture are finished in anthracite grey. Where the furniture is lacquered on the outside, the inside anthracite finish is also lacquered.



DURALACK SYSTEM

Our lacquered colours contain hardening additives making them highly resistant to wear and tear.



PUSH AND SLOW

The drawers with the Push handle free opening system have a synchronization system that allows them to be opened by pressing at any point on the front. At the same time, the closure is smooth and silent.



DECOFIX SYSTEM

High security wall fixing system with a load bearing strength greater than 240 kg.



DECOBUILD SYSTEM

Furniture made with 19 mm boards cleverly glued to create a clean look with no visible hardware. Durable and hard wearing.



WOOD PROTECT SYSTEM

The marine board woods are protected against external agents with natural oils that respect the texture and nature of the wood.

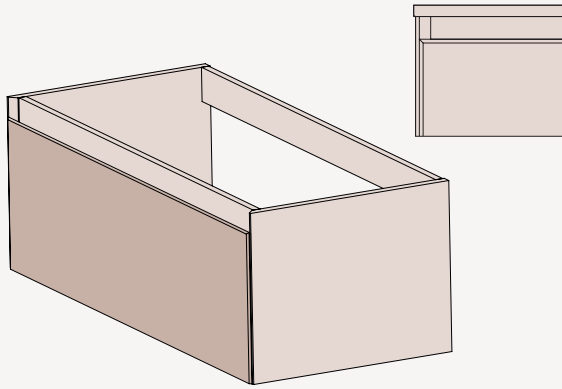


ATELIER SYSTEM

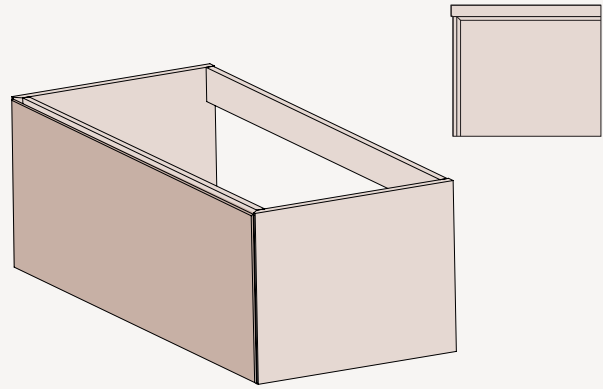
Marine board finishes use selected pieces maintain the continuity of the grain throughout the furniture.

Configure and personalise your Diamond furniture

A Choose your handle



Diamond




Push

B Choose the colour

Lacquered

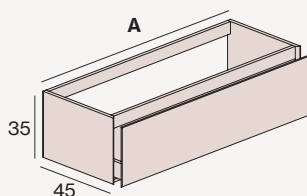


Marine Plywood Board / Oak and Walnut veneer

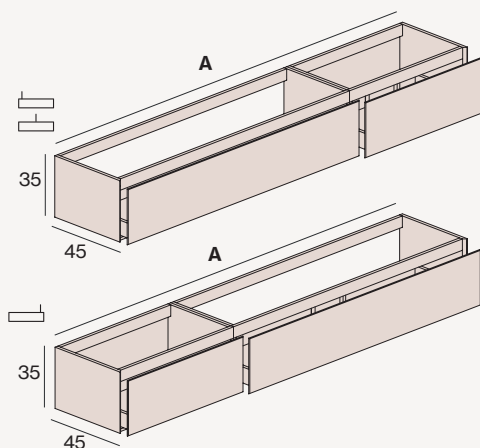


WALL HUNG VANITY UNITS

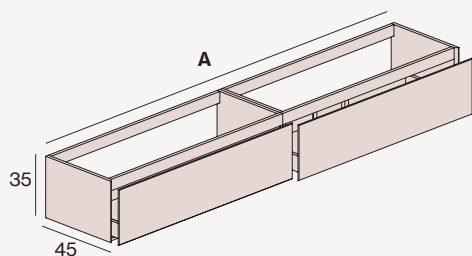
1 DRAWER



2 ASYMMETRIC DRAWERS



2 SYMMETRIC DRAWERS



A (cm)	SINK	REF	LACQUERED		MARINE PLYWOOD BOARD	
			DIAMOND HANDLER	PUSH HANDLER	DIAMOND HANDLER	PUSH HANDLER
60		D101.060.C	-	-	-	-
70		D101.070.C	-	-	-	-
80		D101.080.C	-	-	-	-
90		D101.090.C	-	-	-	-
100		D101.100.I	-	-	-	-
100		D101.100.C	-	-	-	-
100		D101.100.D	-	-	-	-
120		D101.120.I	-	-	-	-
120		D101.120.C	-	-	-	-
120		D101.120.D	-	-	-	-
120		D101.120.X	-	-	-	-
140		D101.140.I	-	-	-	-
140		D101.140.C	-	-	-	-
140		D101.140.D	-	-	-	-
140		D101.140.X	-	-	-	-
120		D102.120.I	-	-	-	-
120		D102.120.C	-	-	-	-
120		D102.120.D	-	-	-	-
140		D102.140.I	-	-	-	-
140		D102.140.C	-	-	-	-
140		D102.140.D	-	-	-	-
160		D102.160.I	-	-	-	-
160		D102.160.C	-	-	-	-
160		D102.160.D	-	-	-	-
180		D102.180.I	-	-	-	-
180		D102.180.C	-	-	-	-
180		D102.180.D	-	-	-	-
200		D102.200.I	-	-	-	-
200		D102.200.C	-	-	-	-
200		D102.200.D	-	-	-	-
120		D103.120.I	-	-	-	-
120		D103.120.D	-	-	-	-
120		D103.120.X	-	-	-	-
140		D103.140.I	-	-	-	-
140		D103.140.D	-	-	-	-
140		D103.140.X	-	-	-	-
160		D103.160.I	-	-	-	-
160		D103.160.D	-	-	-	-
160		D103.160.X	-	-	-	-
180		D103.180.I	-	-	-	-
180		D103.180.D	-	-	-	-
180		D103.180.X	-	-	-	-
200		D103.200.I	-	-	-	-
200		D103.200.D	-	-	-	-
200		D103.200.X	-	-	-	-

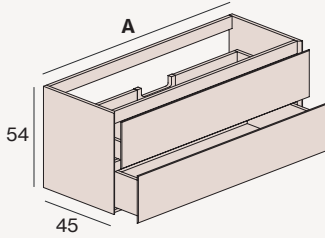


- Asymmetric compositions have the following configurations: 120 (80+40), 140 (100+40), 160 (100+60), 180 (120+60), 200 (120+80). Other configurations available.
- Non-standard sizes: when non-standard sizes are requested for the width and/or height, use the price from the next size up.
- The 35 height cabinet does not have a Decospace system. If the installation allows, it can be ordered without a surcharge.

- C Centered sink
- D Right hand sink
- I Left hand sink
- X Double sink

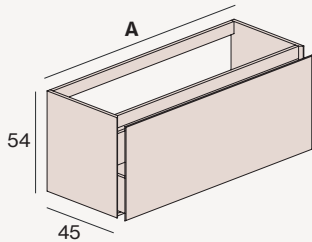
WALL HUNG VANITY UNITS

2 DRAWERS



A (cm)	SINK	REF	LACQUERED		MARINE PLYWOOD BOARD	
			DIAMOND HANDLER	PUSH HANDLER	DIAMOND HANDLER	PUSH HANDLER
60		D201.060.C	-	-	-	-
70		D201.070.C	-	-	-	-
80		D201.080.C	-	-	-	-
90		D201.090.C	-	-	-	-
100		D201.100.I	-	-	-	-
100		D201.100.C	-	-	-	-
100		D201.100.D	-	-	-	-
120		D201.120.I	-	-	-	-
120		D201.120.C	-	-	-	-
120		D201.120.D	-	-	-	-
120		D201.120.X	-	-	-	-
140		D201.140.I	-	-	-	-
140		D201.140.C	-	-	-	-
140		D201.140.D	-	-	-	-
140		D201.140.X	-	-	-	-

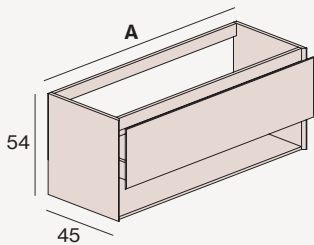
1 TRUNK



(1)

60		D202.060.C	-	-	-	-
70		D202.070.C	-	-	-	-
80		D202.080.C	-	-	-	-
90		D202.090.C	-	-	-	-
100		D202.100.I	-	-	-	-
100		D202.100.C	-	-	-	-
100		D202.100.D	-	-	-	-
120		D202.120.I	-	-	-	-
120		D202.120.C	-	-	-	-
120		D202.120.D	-	-	-	-
120		D202.120.X	-	-	-	-
140		D202.140.I	-	NA	-	NA
140		D202.140.C	-	NA	-	NA
140		D202.140.D	-	NA	-	NA
140		D202.140.X	-	NA	-	NA

1 DRAWER + DECORATIVE SHELF



60		D203.060.C	-	-	-	-
70		D203.070.C	-	-	-	-
80		D203.080.C	-	-	-	-
90		D203.090.C	-	-	-	-
100		D203.100.I	-	-	-	-
100		D203.100.C	-	-	-	-
100		D203.100.D	-	-	-	-
120		D203.120.I	-	-	-	-
120		D203.120.C	-	-	-	-
120		D203.120.D	-	-	-	-
120		D203.120.X	-	-	-	-
140		D203.140.I	-	-	-	-
140		D203.140.C	-	-	-	-
140		D203.140.D	-	-	-	-
140		D203.140.X	-	-	-	-

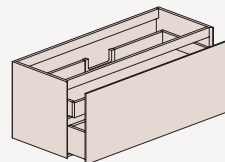
Complements

& complements

COMPLEMENT YOUR FURNITURE
Organizers, towel racks,...
page 148

(1) INTERNAL DRAWER

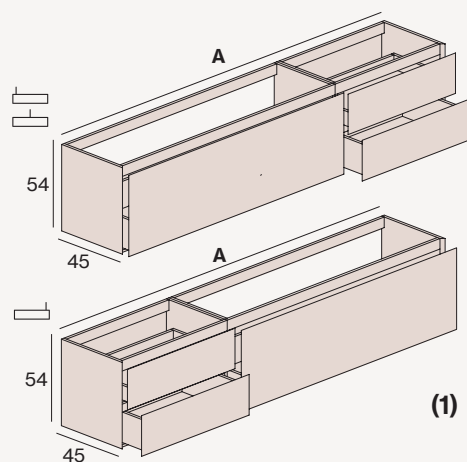
The inner drawer can be added to the trunk versions.



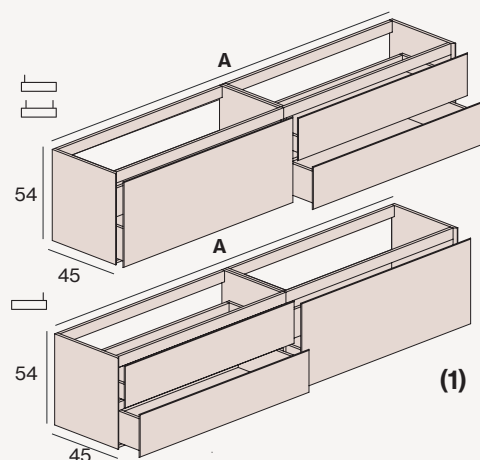
A (cm)	REF	RRP
40	A220.040	-
60	A220.060	-
70	A220.070	-
80	A220.080	-
90	A220.090	-
100	A220.100	-
120	A220.120	-
120X	A220.120X	-
140	A220.140	-
140X	A220.140X	-

WALL HUNG VANITY UNITS

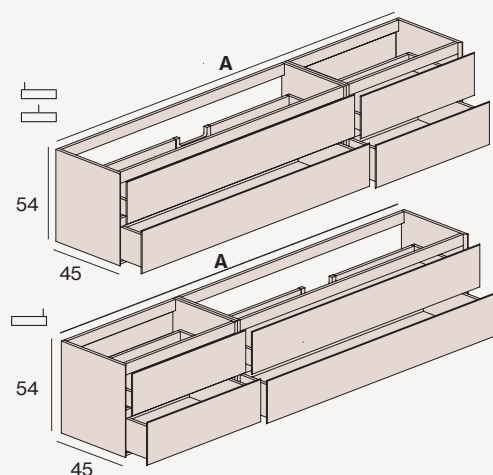
TRUNK + 2 ASYMMETRIC DRAWERS



TRUNK + 2 SYMMETRIC DRAWERS



4 ASYMMETRIC DRAWERS



A (cm)	SINK	REF	LACQUERED		MARINE PLYWOOD BOARD	
			DIAMOND HANDLER	PUSH HANDLER	DIAMOND HANDLER	PUSH HANDLER
120		D205.120.I	-	-	-	-
120		D205.120.C	-	-	-	-
120		D205.120.D	-	-	-	-
140		D205.140.I	-	-	-	-
140		D205.140.C	-	-	-	-
140		D205.140.D	-	-	-	-
160		D205.160.I	-	-	-	-
160		D205.160.C	-	-	-	-
160		D205.160.D	-	-	-	-
180		D205.180.I	-	-	-	-
180		D205.180.C	-	-	-	-
180		D205.180.D	-	-	-	-
200		D205.200.I	-	-	-	-
200		D205.200.C	-	-	-	-
200		D205.200.D	-	-	-	-
<hr/>						
120		D206.120.I	-	-	-	-
120		D206.120.D	-	-	-	-
120		D206.120.X	-	-	-	-
140		D206.140.I	-	-	-	-
140		D206.140.D	-	-	-	-
140		D206.140.X	-	-	-	-
160		D206.160.I	-	-	-	-
160		D206.160.D	-	-	-	-
160		D206.160.X	-	-	-	-
180		D206.180.I	-	-	-	-
180		D206.180.D	-	-	-	-
180		D206.180.X	-	-	-	-
200		D206.200.I	-	-	-	-
200		D206.200.D	-	-	-	-
200		D206.200.X	-	-	-	-
<hr/>						
120		D208.120.I	-	-	-	-
120		D208.120.C	-	-	-	-
120		D208.120.D	-	-	-	-
140		D208.140.I	-	-	-	-
140		D208.140.C	-	-	-	-
140		D208.140.D	-	-	-	-
160		D208.160.I	-	-	-	-
160		D208.160.C	-	-	-	-
160		D208.160.D	-	-	-	-
180		D208.180.I	-	-	-	-
180		D208.180.C	-	-	-	-
180		D208.180.D	-	-	-	-
200		D208.200.I	-	-	-	-
200		D208.200.C	-	-	-	-
200		D208.200.D	-	-	-	-



· Asymmetric compositions have the following configurations:
120 (80+40), 140 (100+40), 160 (100+60), 180 (120+60),
200 (120+80). Other configurations available.

· Non-standard sizes: when non-standard sizes are requested for the width and/or height, use the price from the next size up.

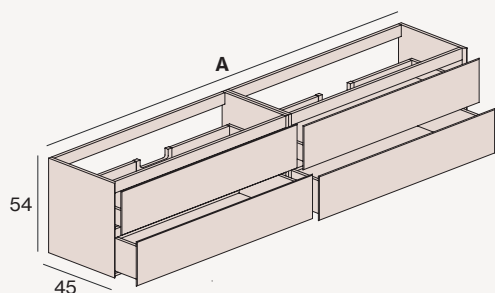
· The 35 height cabinet does not have a Decospace system.

If the installation allows, it can be ordered without a surcharge.

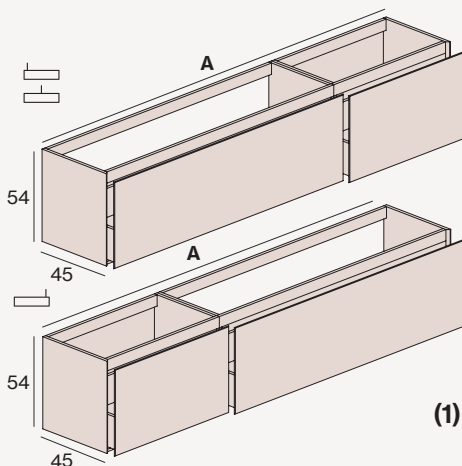
- C Centered sink
- D Right hand sink
- I Left hand sink
- X Double sink

WALL HUNG VANITY UNITS

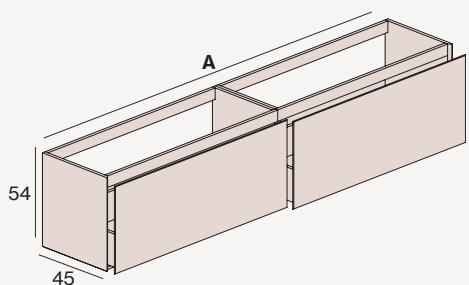
4 SYMMETRIC DRAWERS



2 ASYMMETRIC TRUNKS



2 SYMMETRIC TRUNKS



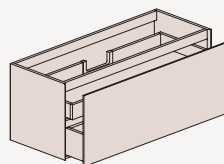
Complements

& complements

COMPLEMENT
YOUR FURNITURE
Organizers, towel racks,...
page 148

(1) INTERNAL DRAWER

The inner drawer can be put into the compositions with trunk.

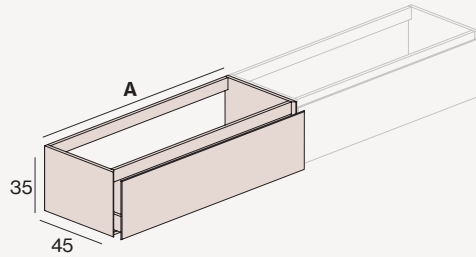


A (cm)	SINK	REF	LACQUERED		MARINE PLYWOOD BOARD	
			DIAMOND HANDLER	PUSH HANDLER	DIAMOND HANDLER	PUSH HANDLER
120		D209.120.I	-	-	-	-
120		D209.120.D	-	-	-	-
120		D209.120.X	-	-	-	-
140		D209.140.I	-	-	-	-
140		D209.140.D	-	-	-	-
140		D209.140.X	-	-	-	-
160		D209.160.I	-	-	-	-
160		D209.160.D	-	-	-	-
160		D209.160.X	-	-	-	-
180		D209.180.I	-	-	-	-
180		D209.180.D	-	-	-	-
180		D209.180.X	-	-	-	-
200		D209.200.I	-	-	-	-
200		D209.200.D	-	-	-	-
200		D209.200.X	-	-	-	-
120		D210.120.I	-	-	-	-
120		D210.120.C	-	-	-	-
120		D210.120.D	-	-	-	-
140		D210.140.I	-	-	-	-
140		D210.140.C	-	-	-	-
140		D210.140.D	-	-	-	-
160		D210.160.I	-	-	-	-
160		D210.160.C	-	-	-	-
160		D210.160.D	-	-	-	-
180		D210.180.I	-	-	-	-
180		D210.180.C	-	-	-	-
180		D210.180.D	-	-	-	-
200		D210.200.I	-	-	-	-
200		D210.200.C	-	-	-	-
200		D210.200.D	-	-	-	-
120		D211.120.I	-	-	-	-
120		D211.120.D	-	-	-	-
120		D211.120.X	-	-	-	-
140		D211.140.I	-	-	-	-
140		D211.140.D	-	-	-	-
140		D211.140.X	-	-	-	-
160		D211.160.I	-	-	-	-
160		D211.160.D	-	-	-	-
160		D211.160.X	-	-	-	-
180		D211.180.I	-	-	-	-
180		D211.180.D	-	-	-	-
180		D211.180.X	-	-	-	-
200		D211.200.I	-	-	-	-
200		D211.200.D	-	-	-	-
200		D211.200.X	-	-	-	-

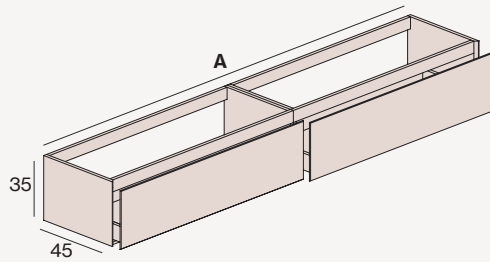
A (cm)	REF	RRP
40	A220.040	-
60	A220.060	-
70	A220.070	-
80	A220.080	-
90	A220.090	-
100	A220.100	-
120	A220.120	-
120X	A220.120X	-
140	A220.140	-
140X	A220.140X	-

WALL HUNG MODULES

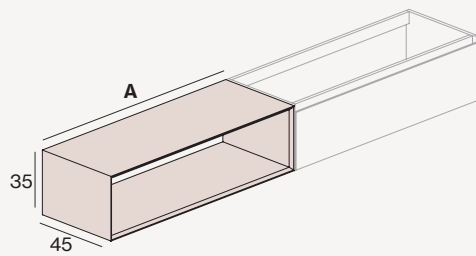
1 DRAWER / BENCH



2 DRAWERS / BENCH



DECORATIVE SHELVES



A (cm)	REF	LACQUERED		MARINE PLYWOOD BOARD	
		DIAMOND HANDLER	PUSH HANDLER	DIAMOND HANDLER	PUSH HANDLER
30	D101.030.M	-	-	-	-
40	D101.040.M	-	-	-	-
60	D101.060.M	-	-	-	-
70	D101.070.M	-	-	-	-
80	D101.080.M	-	-	-	-
90	D101.090.M	-	-	-	-
100	D101.100.M	-	-	-	-
120	D101.120.M	-	-	-	-
140	D101.140.M	-	-	-	-

120	D103.120.M	-	-	-	-
140	D103.140.M	-	-	-	-
160	D103.160.M	-	-	-	-
180	D103.180.M	-	-	-	-
200	D103.200.M	-	-	-	-

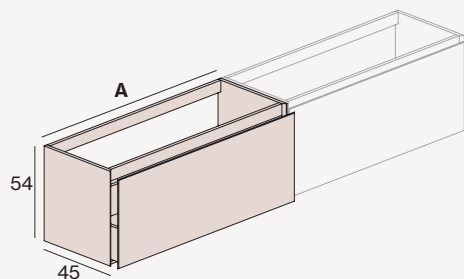
30	D104.030.M	-	-	-	-
40	D104.040.M	-	-	-	-
60	D104.060.M	-	-	-	-
70	D104.070.M	-	-	-	-
80	D104.080.M	-	-	-	-



You can create your personalised furniture by adding the modules to the right and / or left of the selected sink base. Specify their position.

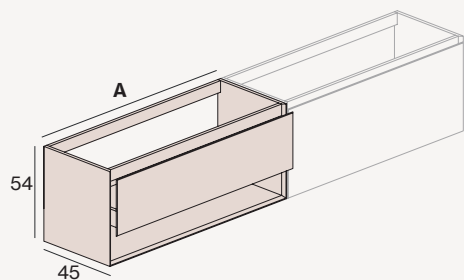
WALL HUNG MODULES

1 TRUNK



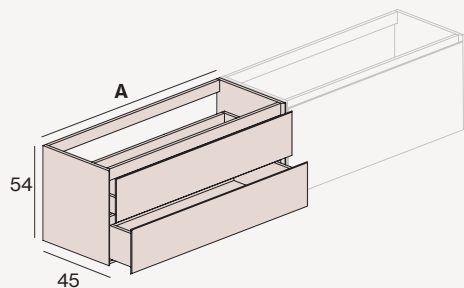
A (cm)	REF	LACQUERED		MARINE PLYWOOD BOARD	
		DIAMOND HANDLER	PUSH HANDLER	DIAMOND HANDLER	PUSH HANDLER
30	D202.030.M	-	-	-	-
40	D202.040.M	-	-	-	-
60	D202.060.M	-	-	-	-
70	D202.070.M	-	-	-	-
80	D202.080.M	-	-	-	-
90	D202.090.M	-	-	-	-
100	D202.100.M	-	-	-	-
120	D202.120.M	-	-	-	-
140	D202.140.M	-	NA	-	NA

1 DRAWER + DECORATIVE SHELF



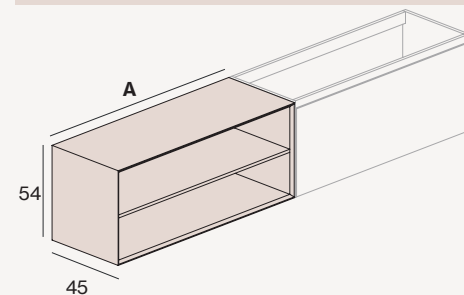
30	D203.030.M	-	-	-	-
40	D203.040.M	-	-	-	-
60	D203.060.M	-	-	-	-
70	D203.070.M	-	-	-	-
80	D203.080.M	-	-	-	-
90	D203.090.M	-	-	-	-
100	D203.100.M	-	-	-	-
120	D203.120.M	-	-	-	-
140	D203.140.M	-	-	-	-

2 DRAWERS



30	D201.030.M	-	-	-	-
40	D201.040.M	-	-	-	-
60	D201.060.M	-	-	-	-
70	D201.070.M	-	-	-	-
80	D201.080.M	-	-	-	-
90	D201.090.M	-	-	-	-
100	D201.100.M	-	-	-	-
120	D201.120.M	-	-	-	-
140	D201.140.M	-	-	-	-

DECORATIVE DOUBLE SHELF

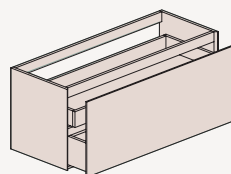


30	D207.030.M	-	-	-	-
40	D207.040.M	-	-	-	-
60	D207.060.M	-	-	-	-
70	D207.070.M	-	-	-	-
80	D207.080.M	-	-	-	-



(1) INTERNAL DRAWER

The inner drawer can be added to the trunk versions.



A (cm)	REF	RRP
40	A221.040	-
60	A221.060	-
70	A221.070	-
80	A221.080	-
90	A221.090	-
100	A221.100	-
120	A221.120	-
140	A221.140	-

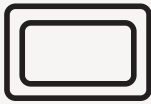
& complements

COMPLEMENT YOUR FURNITURE
Organizers, towel racks,...
page 148



Best

Features and equipment	124
Customise your Best	125
Wall hung vanity units	126
Wall hung modules	130
Atelier accessories	148



DECOSPACE SYSTEM

System that includes the supply of a space-saving syphon and a polished chrome click clack valve. This solution avoids the caving of the upper drawer improving storage capacity and aesthetics interior with hidden pipes.



DRAWERS 4D

Hettich or Blum metal drawers in gloss anthracite colour and with an extra-thin 12 mm profile with 4 adjustment adjustments. The guides are of total extraction and progressive soft close.



PERSONALISED

This collection allows custom manufacturing. Where you do not have the exact size, use the price for the next size up.



ANTHRACITE FULLCOLOR

All the interior parts of the furniture are finished in anthracite grey. Where the furniture is lacquered on the outside, the inside anthracite finish is also lacquered.



DURALACK SYSTEM

Our lacquered colours contain hardening additives making them highly resistant to ware and tear.



PUSH AND SLOW

The drawers with the Push handle free opening system have a synchronization system that allows them to be opened by pressing at any point on the front. At the same time, the closure is smooth and silent.



DECOFIX SYSTEM

High security wall fixing system with a load bearing strength greater than 240 kg.



DECOBUILD SYSTEM

Furniture made with 19 mm boards cleverly glued to create a clean look with no visible hardware. Durable and hard wearing.



WOOD PROTECT SYSTEM

Marine board are protected against external agents with natural oils that maintain the texture and look of the natural wood.

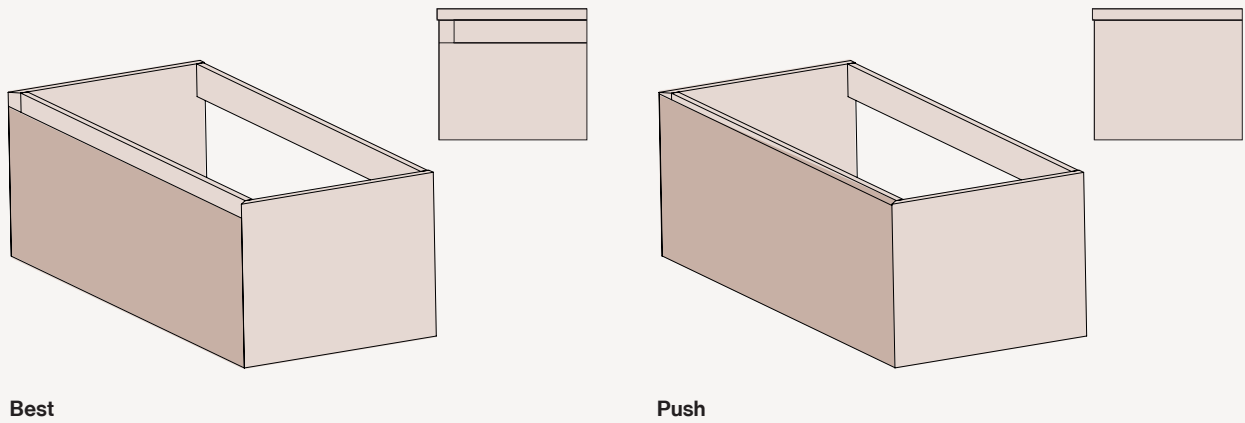


ATELIER SYSTEM

Marine board finishes use selected pieces maintain the continuity of the grain throughout the furniture.

Configure and personalise your Best vanity

A Choose the handle




B Choose the colour

Lacquered

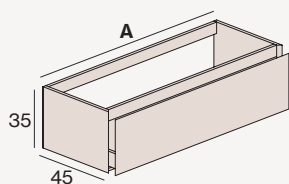


Marine Plywood Board / Oak and Walnut veneer



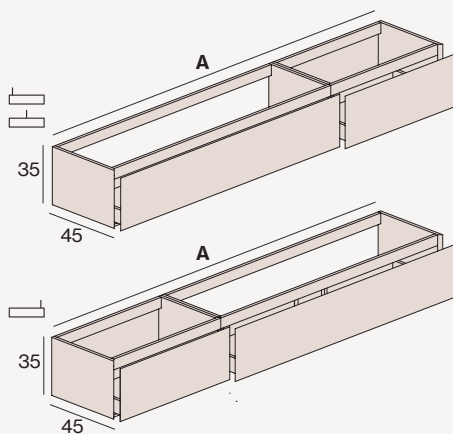
WALL HUNG VANITY UNITS

1 DRAWER



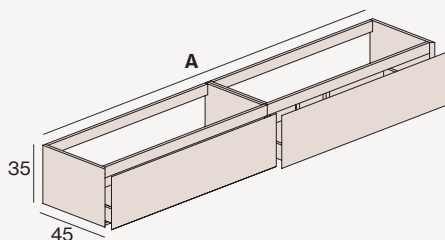
A (cm)	SINK	REF	LACQUERED		MARINE PLYWOOD BOARD	
			BEST HANDLER	PUSH HANDLER	BEST HANDLER	PUSH HANDLER
60		B101.060.C	-	-	-	-
70		B101.070.C	-	-	-	-
80		B101.080.C	-	-	-	-
90		B101.090.C	-	-	-	-
100		B101.100.I	-	-	-	-
100		B101.100.C	-	-	-	-
100		B101.100.D	-	-	-	-
120		B101.120.I	-	-	-	-
120		B101.120.C	-	-	-	-
120		B101.120.D	-	-	-	-
120		B101.120.X	-	-	-	-
140		B101.140.I	-	-	-	-
140		B101.140.C	-	-	-	-
140		B101.140.D	-	-	-	-
140		B101.140.X	-	-	-	-

2 ASYMMETRIC DRAWERS



120		B102.120.I	-	-	-	-
120		B102.120.C	-	-	-	-
120		B102.120.D	-	-	-	-
140		B102.140.I	-	-	-	-
140		B102.140.C	-	-	-	-
140		B102.140.D	-	-	-	-
160		B102.160.I	-	-	-	-
160		B102.160.C	-	-	-	-
160		B102.160.D	-	-	-	-
180		B102.180.I	-	-	-	-
180		B102.180.C	-	-	-	-
180		B102.180.D	-	-	-	-
200		B102.200.I	-	-	-	-
200		B102.200.C	-	-	-	-
200		B102.200.D	-	-	-	-

2 SYMMETRICAL DRAWERS



120		B103.120.I	-	-	-	-
120		B103.120.D	-	-	-	-
120		B103.120.X	-	-	-	-
140		B103.140.I	-	-	-	-
140		B103.140.D	-	-	-	-
140		B103.140.X	-	-	-	-
160		B103.160.I	-	-	-	-
160		B103.160.D	-	-	-	-
160		B103.160.X	-	-	-	-
180		B103.180.I	-	-	-	-
180		B103.180.D	-	-	-	-
180		B103.180.X	-	-	-	-
200		B103.200.I	-	-	-	-
200		B103.200.D	-	-	-	-
200		B103.200.X	-	-	-	-

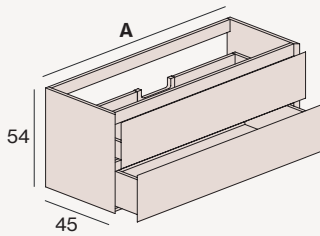


- Asymmetric compositions have the following configurations: 120 (80+40), 140 (100+40), 160 (100+60), 180 (120+60), 200 (120+80). Other configurations available.
- Non-standard sizes: when non-standard sizes are requested for the width and/or height, use the price from the next size up.
- The 35 height cabinet does not have a Decospace system. If the installation allows, it can be ordered without a surcharge.

- C Centered sink
- D Right hand sink
- I Left hand sink
- X Double sink

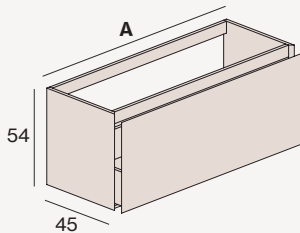
WALL HUNG VANITY UNITS

2 DRAWERS



A (cm)	SINK	REF	LACQUERED		MARINE PLYWOOD BOARD	
			BEST HANDLER	PUSH HANDLER	BEST HANDLER	PUSH HANDLER
60		B201.060.C	-	-	-	-
70		B201.070.C	-	-	-	-
80		B201.080.C	-	-	-	-
90		B201.090.C	-	-	-	-
100		B201.100.I	-	-	-	-
100		B201.100.C	-	-	-	-
100		B201.100.D	-	-	-	-
120		B201.120.I	-	-	-	-
120		B201.120.C	-	-	-	-
120		B201.120.D	-	-	-	-
120		B201.120.X	-	-	-	-
140		B201.140.I	-	-	-	-
140		B201.140.C	-	-	-	-
140		B201.140.D	-	-	-	-
140		B201.140.X	-	-	-	-

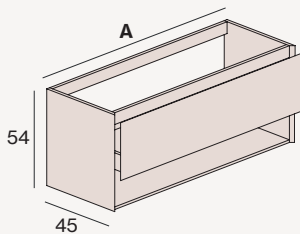
1 TRUNK



(1)

60		B202.060.C	-	-	-	-
70		B202.070.C	-	-	-	-
80		B202.080.C	-	-	-	-
90		B202.090.C	-	-	-	-
100		B202.100.I	-	-	-	-
100		B202.100.C	-	-	-	-
100		B202.100.D	-	-	-	-
120		B202.120.I	-	-	-	-
120		B202.120.C	-	-	-	-
120		B202.120.D	-	-	-	-
120		B202.120.X	-	-	-	-
140		B202.140.I	-	NA	-	NA
140		B202.140.C	-	NA	-	NA
140		B202.140.D	-	NA	-	NA
140		B202.140.X	-	NA	-	NA

1 DRAWER + DECORATIVE SHELF



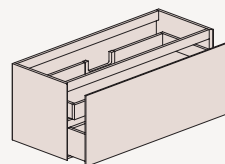
60		B203.060.C	-	-	-	-
70		B203.070.C	-	-	-	-
80		B203.080.C	-	-	-	-
90		B203.090.C	-	-	-	-
100		B203.100.I	-	-	-	-
100		B203.100.C	-	-	-	-
100		B203.100.D	-	-	-	-
120		B203.120.I	-	-	-	-
120		B203.120.C	-	-	-	-
120		B203.120.D	-	-	-	-
120		B203.120.X	-	-	-	-
140		B203.140.I	-	-	-	-
140		B203.140.C	-	-	-	-
140		B203.140.D	-	-	-	-
140		B203.140.X	-	-	-	-

Complements

& complements
 COMPLEMENT YOUR FURNITURE
 Organizers, towel racks,...
 page 148

(1) INNER DRAWER

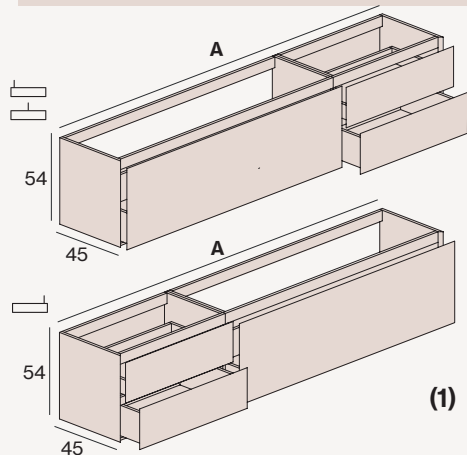
The inner drawer can be installed inside the compositions with trunk.



A (cm)	REF	RRP
40	A220.040	-
60	A220.060	-
70	A220.070	-
80	A220.080	-
90	A220.090	-
100	A220.100	-
120	A220.120	-
120X	A220.120X	-
140	A220.140	-
140X	A220.140X	-

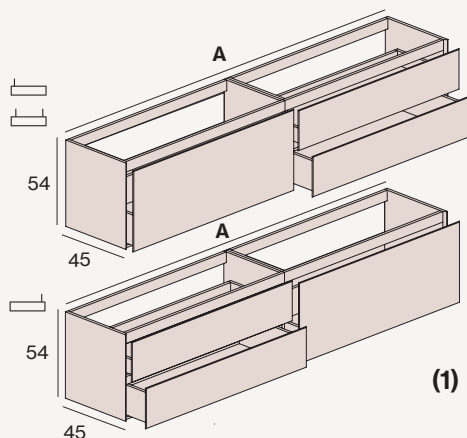
WALL HUNG VANITY UNITS

1 TRUNK + 2 ASYMMETRIC DRAWERS



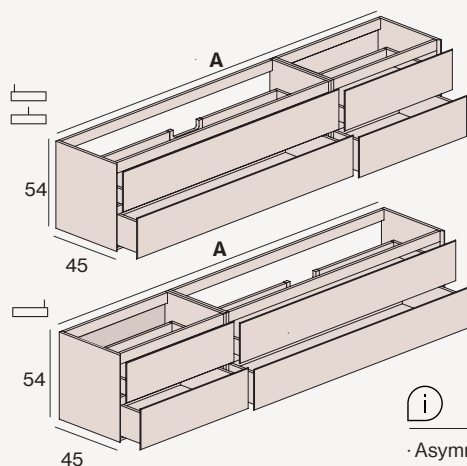
A (cm)	SINK	REF	LACQUERED		MARINE PLYWOOD BOARD	
			BEST HANDLER	PUSH HANDLER	BEST HANDLER	PUSH HANDLER
120		B205.120.I	-	-	-	-
120		B205.120.C	-	-	-	-
120		B205.120.D	-	-	-	-
140		B205.140.I	-	-	-	-
140		B205.140.C	-	-	-	-
140		B205.140.D	-	-	-	-
160		B205.160.I	-	-	-	-
160		B205.160.C	-	-	-	-
160		B205.160.D	-	-	-	-
180		B205.180.I	-	-	-	-
180		B205.180.C	-	-	-	-
180		B205.180.D	-	-	-	-
200		B205.200.I	-	-	-	-
200		B205.200.C	-	-	-	-
200		B205.200.D	-	-	-	-

1 TRUNK + 2 SYMMETRIC DRAWERS



120		B206.120.I	-	-	-	-
120		B206.120.D	-	-	-	-
120		B206.120.X	-	-	-	-
140		B206.140.I	-	-	-	-
140		B206.140.D	-	-	-	-
140		B206.140.X	-	-	-	-
160		B206.160.I	-	-	-	-
160		B206.160.D	-	-	-	-
160		B206.160.X	-	-	-	-
180		B206.180.I	-	-	-	-
180		B206.180.D	-	-	-	-
180		B206.180.X	-	-	-	-
200		B206.200.I	-	-	-	-
200		B206.200.D	-	-	-	-
200		B206.200.X	-	-	-	-

4 ASYMMETRIC DRAWERS



120		B208.120.I	-	-	-	-
120		B208.120.C	-	-	-	-
120		B208.120.D	-	-	-	-
140		B208.140.I	-	-	-	-
140		B208.140.C	-	-	-	-
140		B208.140.D	-	-	-	-
160		B208.160.I	-	-	-	-
160		B208.160.C	-	-	-	-
160		B208.160.D	-	-	-	-
180		B208.180.I	-	-	-	-
180		B208.180.C	-	-	-	-
180		B208.180.D	-	-	-	-
200		B208.200.I	-	-	-	-
200		B208.200.C	-	-	-	-
200		B208.200.D	-	-	-	-



· Asymmetric compositions have the following configurations:
120 (80+40), 140 (100+40), 160 (100+60), 180 (120+60), 200 (120+80).
Other configurations available.

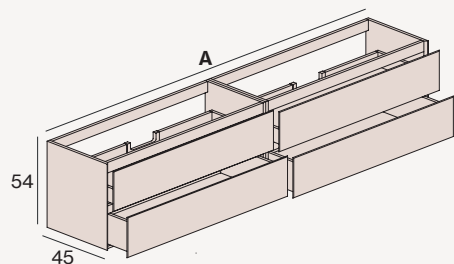
· Non-standard sizes: when non-standard sizes are requested for the width and/or height, use the price from the next size up.

· The 35 height cabinet does not have a Decospace system. If the installation allows, it can be ordered without a surcharge.

- C Centered sink
- D Right hand sink
- I Left hand sink
- X Double sink

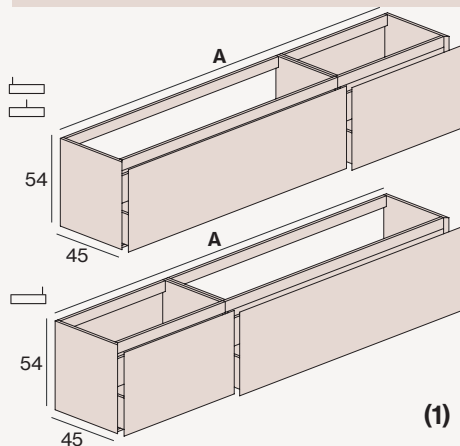
WALL HUNG VANITY UNITS

4 SYMMETRIC DRAWERS



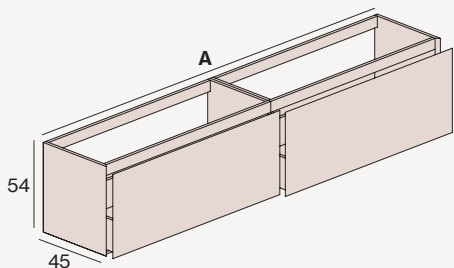
A (cm)	SINK	REF	LACQUERED		MARINE PLYWOOD BOARD	
			BEST HANDLER	PUSH HANDLER	BEST HANDLER	PUSH HANDLER
120		B209.120.I	-	-	-	-
120		B209.120.D	-	-	-	-
120		B209.120.X	-	-	-	-
140		B209.140.I	-	-	-	-
140		B209.140.D	-	-	-	-
140		B209.140.X	-	-	-	-
160		B209.160.I	-	-	-	-
160		B209.160.D	-	-	-	-
160		B209.160.X	-	-	-	-
180		B209.180.I	-	-	-	-
180		B209.180.D	-	-	-	-
180		B209.180.X	-	-	-	-
200		B209.200.I	-	-	-	-
200		B209.200.D	-	-	-	-
200		B209.200.X	-	-	-	-

2 ASYMMETRIC TRUNKS



120		B210.120.I	-	-	-	-
120		B210.120.C	-	-	-	-
120		B210.120.D	-	-	-	-
140		B210.140.I	-	-	-	-
140		B210.140.C	-	-	-	-
140		B210.140.D	-	-	-	-
160		B210.160.I	-	-	-	-
160		B210.160.C	-	-	-	-
160		B210.160.D	-	-	-	-
180		B210.180.I	-	-	-	-
180		B210.180.C	-	-	-	-
180		B210.180.D	-	-	-	-
200		B210.200.I	-	-	-	-
200		B210.200.C	-	-	-	-
200		B210.200.D	-	-	-	-

2 SYMMETRIC TRUNKS



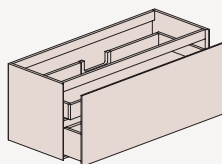
120		B211.120.I	-	-	-	-
120		B211.120.D	-	-	-	-
120		B211.120.X	-	-	-	-
140		B211.140.I	-	-	-	-
140		B211.140.D	-	-	-	-
140		B211.140.X	-	-	-	-
160		B211.160.I	-	-	-	-
160		B211.160.D	-	-	-	-
160		B211.160.X	-	-	-	-
180		B211.180.I	-	-	-	-
180		B211.180.D	-	-	-	-
180		B211.180.X	-	-	-	-
200		B211.200.I	-	-	-	-
200		B211.200.D	-	-	-	-
200		B211.200.X	-	-	-	-

Complements

& complements
COMPLEMENT
YOUR FURNITURE
Organizers, towel racks,...
page 148

(1) INNER DRAWER

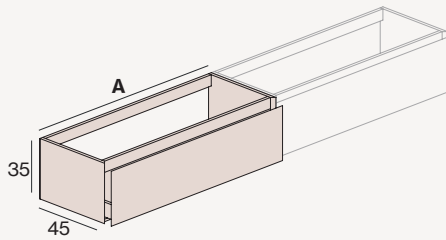
The inner drawer can be installed inside the compositions with trunk.



A (cm)	REF	RRP
40	A220.040	-
60	A220.060	-
70	A220.070	-
80	A220.080	-
90	A220.090	-
100	A220.100	-
120	A220.120	-
120X	A220.120X	-
140	A220.140	-
140X	A220.140X	-

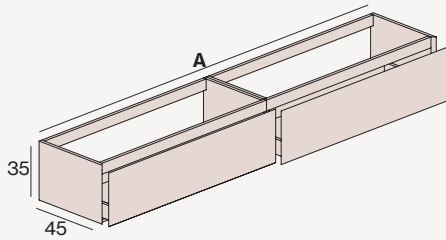
WALL HUNG MODULES

1 DRAWER / BENCH



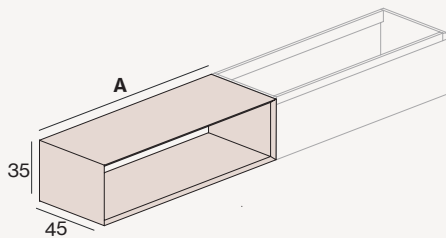
A (cm)	REF	LACQUERED		MARINE PLYWOOD BOARD	
		BEST HANDLER	PUSH HANDLER	BEST HANDLER	PUSH HANDLER
30	B101.030.M	-	-	-	-
40	B101.040.M	-	-	-	-
60	B101.060.M	-	-	-	-
70	B101.070.M	-	-	-	-
80	B101.080.M	-	-	-	-
90	B101.090.M	-	-	-	-
100	B101.100.M	-	-	-	-
120	B101.120.M	-	-	-	-
140	B101.140.M	-	-	-	-

2 DRAWERS / BENCH



120	B103.120.M	-	-	-	-
140	B103.140.M	-	-	-	-
160	B103.160.M	-	-	-	-
180	B103.180.M	-	-	-	-
200	B103.200.M	-	-	-	-

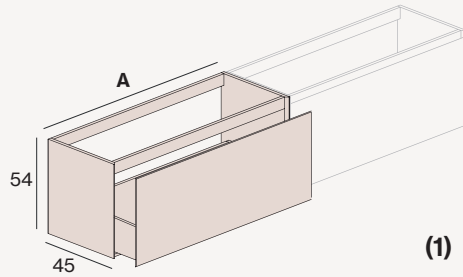
DECORATIVE SHELF



30	B104.030.M	-	-	-	-
40	B104.040.M	-	-	-	-
60	B104.060.M	-	-	-	-
70	B104.070.M	-	-	-	-
80	B104.080.M	-	-	-	-

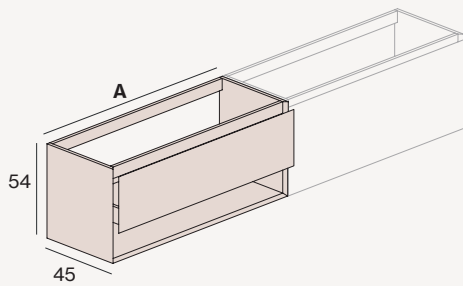
WALL HUNG MODULES

1 TRUNK



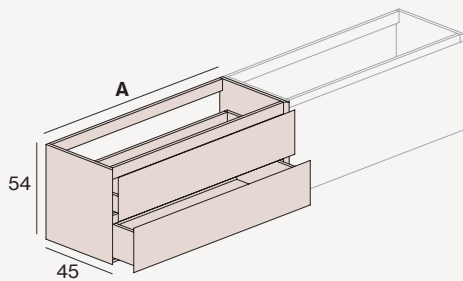
A (cm)	REF	LACQUERED		MARINE PLYWOOD BOARD	
		BEST HANDLER	PUSH HANDLER	BEST HANDLER	PUSH HANDLER
30	B202.030.M	-	-	-	-
40	B202.040.M	-	-	-	-
60	B202.060.M	-	-	-	-
70	B202.070.M	-	-	-	-
80	B202.080.M	-	-	-	-
90	B202.090.M	-	-	-	-
100	B202.100.M	-	-	-	-
120	B202.120.M	-	-	-	-
140	B202.140.M	-	NA	-	NA

1 DRAWER + DECORATIVE SHELF



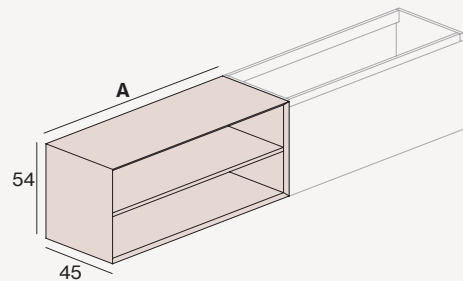
30	B203.030.M	-	-	-	-
40	B203.040.M	-	-	-	-
60	B203.060.M	-	-	-	-
70	B203.070.M	-	-	-	-
80	B203.080.M	-	-	-	-
90	B203.090.M	-	-	-	-
100	B203.100.M	-	-	-	-
120	B203.120.M	-	-	-	-
140	B203.140.M	-	-	-	-

2 DRAWERS



30	B201.030.M	-	-	-	-
40	B201.040.M	-	-	-	-
60	B201.060.M	-	-	-	-
70	B201.070.M	-	-	-	-
80	B201.080.M	-	-	-	-
90	B201.090.M	-	-	-	-
100	B201.100.M	-	-	-	-
120	B201.120.M	-	-	-	-
140	B201.140.M	-	-	-	-

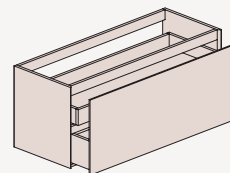
2 DECORATIVE SHELVES



30	B207.030.M	-	-	-	-
40	B207.040.M	-	-	-	-
60	B207.060.M	-	-	-	-
70	B207.070.M	-	-	-	-
80	B207.080.M	-	-	-	-

(1) INNER DRAWER

The inner drawer can be installed inside the compositions with trunk.



A (cm)	REF	RRP
40	A221.040	-
60	A221.060	-
70	A221.070	-
80	A221.080	-
90	A221.090	-
100	A221.100	-
120	A221.120	-
140	A221.140	-




You can create your customised furniture by adding the modules to the right and / or left of the selected sink base. Specify their position.

& complements
 COMPLEMENT YOUR FURNITURE
 Organizers, towel racks, ...
 page 148



Queen

Features and equipment	134
Customise your Queen	135
Wall hung modules	136
Wall hung furniture for sinks	139
Atelier accessories	148



DECOSPACE SYSTEM

System that includes the supply of a space-saving syphon and a polished chrome click-clack valve. This solution avoids the caving of the upper drawer improving storage capacity and aesthetics interior with hidden pipes.




4D DRAWERS

Hettich or Blum metal drawers in a gloss anthracite colour and extra-thin 12 mm profile with 4 adjustment settings. The guides can be fully extended and have a progressive soft close.



PERSONALISED

The collection allows custom manufacturing. In the case of intermediate measures of height and width, take the price of the immediately higher measure.



ANTHRACITE FULLCOLOR

All the interior parts of the furniture are finished in anthracite grey. Where the furniture is lacquered on the outside, the inside anthracite finish is also lacquered.



DURALACK SYSTEM

The lacquered colours contain hardener additives that allow the final finish to be highly resistant to rubbing and abrasion.



DECOFIX SYSTEM

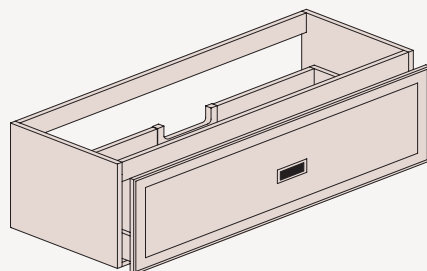
High security wall fixing system with which the load resistances are greater than 240 kg.



DECOBUILD SYSTEM

Furniture made with 19 mm boards cleverly glued to create a clean look with no visible hardware. Durable and hard wearing.

The Queen collection makes things easy. To personalise your furniture all you need to do is choose the colour and handle.



A Choose your lacquered colour



* Available in all RAL colours


B Choose your handle

Gloss gold

Decorated edge



Handle



Gloss chrome

Decorative edge

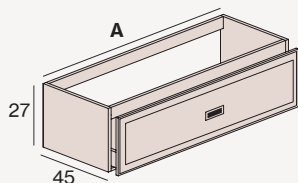


Handle



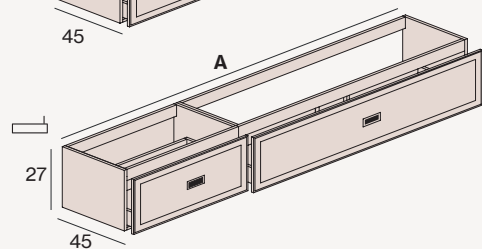
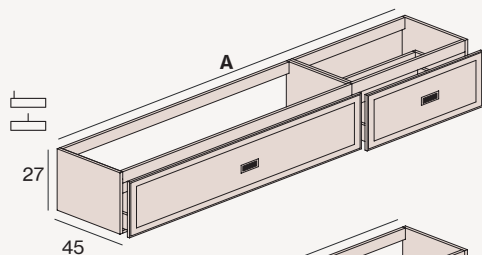
WALL HUNG SINK BASES

1 DRAWER



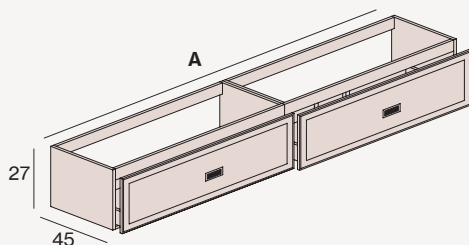
A (cm)	SINK	REF	RRP
60		Q101.060.C	-
70		Q101.070.C	-
80		Q101.080.C	-
90		Q101.090.C	-
100		Q101.100.I	-
100		Q101.100.C	-
100		Q101.100.D	-
120		Q101.120.I	-
120		Q101.120.C	-
120		Q101.120.D	-
120		Q101.120.X	-
140		Q101.140.I	-
140		Q101.140.C	-
140		Q101.140.D	-
140		Q101.140.X	-

2 ASYMMETRIC DRAWERS



120		Q102.120.I	-
120		Q102.120.C	-
120		Q102.120.D	-
140		Q102.140.I	-
140		Q102.140.C	-
140		Q102.140.D	-
160		Q102.160.I	-
160		Q102.160.C	-
160		Q102.160.D	-
180		Q102.180.I	-
180		Q102.180.C	-
180		Q102.180.D	-
200		Q102.200.I	-
200		Q102.200.C	-
200		Q102.200.D	-

2 SYMMETRICAL DRAWERS



120		Q103.120.I	-
120		Q103.120.D	-
120		Q103.120.X	-
140		Q103.140.I	-
140		Q103.140.D	-
140		Q103.140.X	-
160		Q103.160.I	-
160		Q103.160.D	-
160		Q103.160.X	-
180		Q103.180.I	-
180		Q103.180.D	-
180		Q103.180.X	-
200		Q103.200.I	-
200		Q103.200.D	-
200		Q103.200.X	-

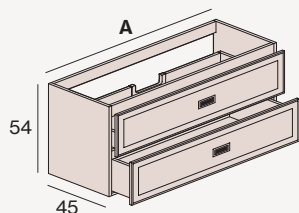


- Asymmetric compositions have the following configurations: 120 (80 + 40), 140 (80 + 60), 160 (100 + 60), 180 (120 + 60), 200 (120 + 80). Other available settings.
- Non-standard sizes: when non-standard sizes are requested for the width and/or height, use the price from the next size up. Special background available from 39 to 45cm. Consult other funds.
- 27 cm height furniture is not equipped with Decospace system. If the installation allows, it can be ordered without a surcharge.

- C Centered sink
- D Right hand sink
- I Left hand sink
- X Double sink

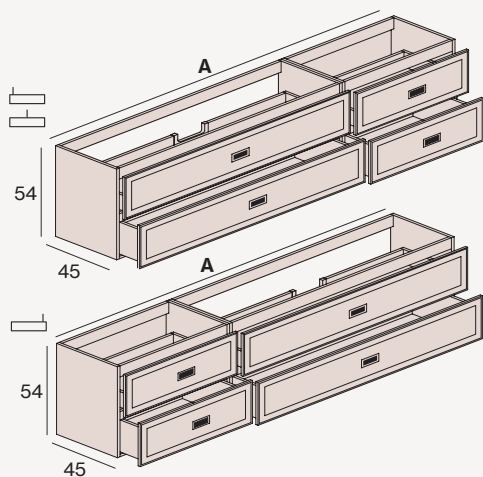
WALL HUNG SINK BASES

2 DRAWERS



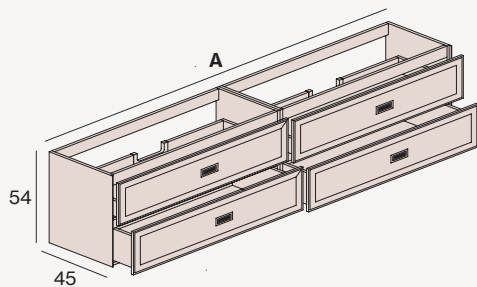
A (cm)	SINK	REF	RRP
60		Q201.060.C	-
70		Q201.070.C	-
80		Q201.080.C	-
90		Q201.090.C	-
100		Q201.100.I	-
100		Q201.100.C	-
100		Q201.100.D	-
120		Q201.120.I	-
120		Q201.120.C	-
120		Q201.120.D	-
120		Q201.120.X	-
140		Q201.140.I	-
140		Q201.140.C	-
140		Q201.140.D	-
140		Q201.140.X	-

4 ASYMMETRIC DRAWERS



120		Q208.120.I	-
120		Q208.120.C	-
120		Q208.120.D	-
140		Q208.140.I	-
140		Q208.140.C	-
140		Q208.140.D	-
160		Q208.160.I	-
160		Q208.160.C	-
160		Q208.160.D	-
180		Q208.180.I	-
180		Q208.180.C	-
180		Q208.180.D	-
200		Q208.200.I	-
200		Q208.200.C	-
200		Q208.200.D	-

4 SYMMETRICAL DRAWERS



120		Q209.120.I	-
120		Q209.120.D	-
120		Q209.120.X	-
140		Q209.140.I	-
140		Q209.140.D	-
140		Q209.140.X	-
160		Q209.160.I	-
160		Q209.160.D	-
160		Q209.160.X	-
180		Q209.180.I	-
180		Q209.180.D	-
180		Q209.180.X	-
200		Q209.200.I	-
200		Q209.200.D	-
200		Q209.200.X	-

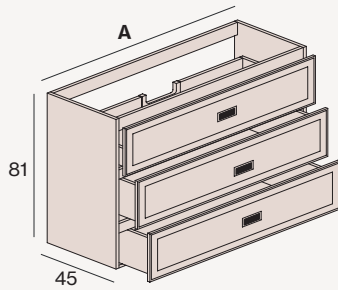
Accessories

& complements

COMPLEMENTS
YOUR FURNITURE
Organizers, towel racks, ...
page 148

WALL HUNG VANITY UNITS

3 DRAWERS



A (cm)	SINK	REF	RRP
60		Q213.060.C	-
70		Q213.070.C	-
80		Q213.080.C	-
90		Q213.090.C	-
100		Q213.100.I	-
100		Q213.100.C	-
100		Q213.100.D	-



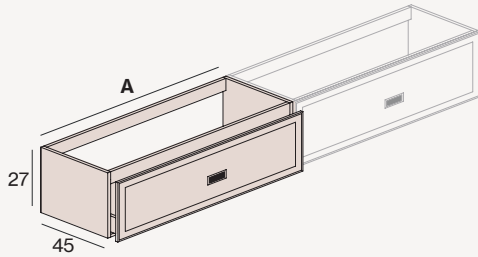
· Asymmetric compositions have the following configurations: 120 (80 + 40), 140 (80 + 60), 160 (100 + 60), 180 (120 + 60), 200 (120 + 80). Other available settings.

· Non-standard sizes: when non-standard sizes are requested for the width and/or height, use the price from the next size up. Special background available from 39 to 45 cm. Consult other funds.

- C Centered sink
- D Right hand sink
- I Left sink
- X Double sink

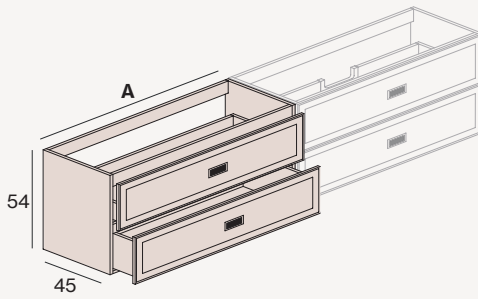
WALL HUNG MODULES

1 DRAWER / BENCH



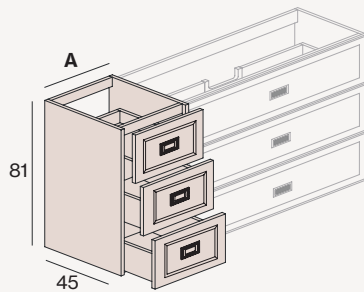
A (cm)	REF	HANDLE	RRP
40	Q101.040.M	-	-
60	Q101.060.M	-	-
70	Q101.070.M	-	-
80	Q101.080.M	-	-
90	Q101.090.M	-	-
100	Q101.100.M	-	-
120	Q101.120.M	-	-
140	Q101.140.M	-	-

2 DRAWERS



40	Q201.040.M	-	-
60	Q201.060.M	-	-
70	Q201.070.M	-	-
80	Q201.080.M	-	-
90	Q201.090.M	-	-
100	Q201.100.M	-	-
120	Q201.120.M	-	-
140	Q201.140.M	-	-

3 DRAWERS



40	Q313.040.M	-	-
60	Q313.060.M	-	-
70	Q313.070.M	-	-
80	Q313.080.M	-	-
90	Q313.090.M	-	-
100	Q313.100.M	-	-



You can create your customised furniture by adding the modules to the right and / or left of the selected sink base. Specify their position.


& complements

COMPLEMENTS
YOUR FURNITURE
Organizers, towel racks, ...
page 148



Alma by **CIRCULO[®] CUADRADO**

Features and equipment	142
Customise your Alma	143
Wall hung vanity units	144
Wall hung modules	146
Atelier accessories	148



DECOSPACE SYSTEM

System that includes the supply of a space-saving syphon and a polished chrome click clack valve. This solution avoids the caving of the upper drawer improving storage capacity and aesthetics interior with hidden pipes.




4D DRAWERS

Hettich or Blum metal drawers finished in a gloss anthracite with an extra-thin 12 mm profile and 4 adjustment settings. The guides can be fully extended and have a progressive soft close.



PERSONALISED

The collection allows custom manufacturing. In the case of intermediate measures of height and width, take the price of the immediately higher measure.



ANTHRACITE FULLCOLOR

All the interior parts of the furniture are finished in anthracite grey. Where the furniture is lacquered on the outside, the inside anthracite finish is also lacquered.



DURALACK SYSTEM

The lacquered colours contain hardener additives that allow the final finish to be highly resistant to rubbing and abrasion.




PUSH AND SLOW

The drawers with the Push handle free opening system have a synchronization system that allows them to be opened by pressing at any point on the front. At the same time, the closure is smooth and silent.



DECOFIX SYSTEM

High security wall fixing system with a load bearing strength greater than 240 kg.



DECOBUILD SYSTEM

Furniture made with 19 mm boards cleverly glued to create a clean look with no visible hardware. Durable and hard wearing.



WOOD PROTECT SYSTEM

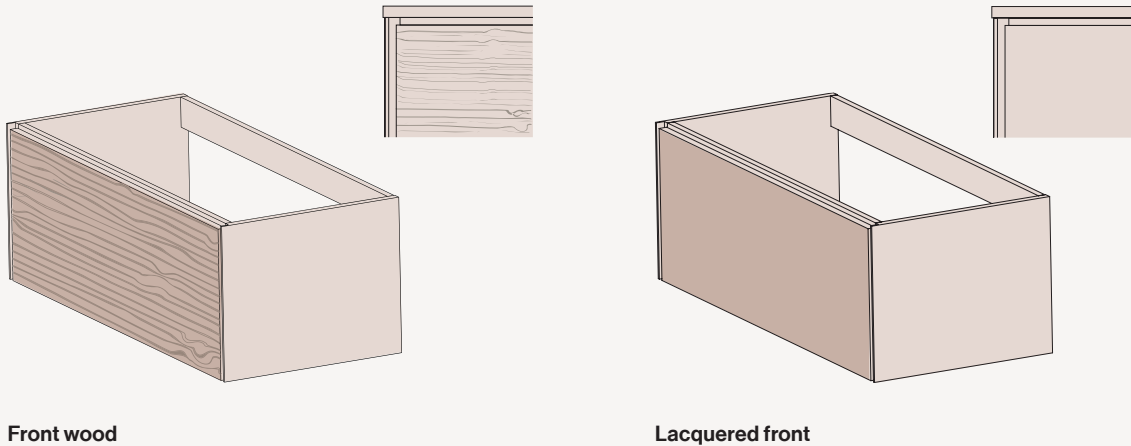
Marine board aprotected against external agents with natural oils that maintain the texture and look of the natural wood.



ATELIER SYSTEM

Marine board aprotected against external agents with natural oils that maintain the texture and look of the natural wood.

Configure and personalise your Alma vanity



Front wood

Lacquered front

A Choose the colour of the vanity structure

Lacquered




B Choose the colour of the front PUSH

Lacquered



Marine Plywood Board / Oak and Walnut veneer

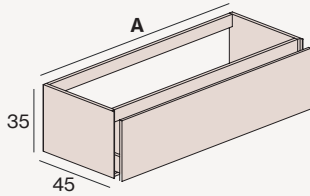


Solid Wood / Oak



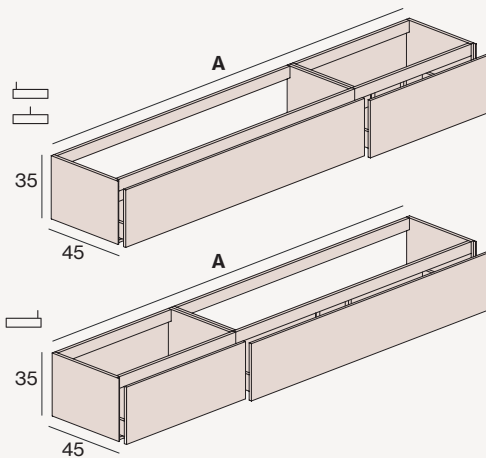
WALL HUNG VANITY UNITS

1 DRAWER



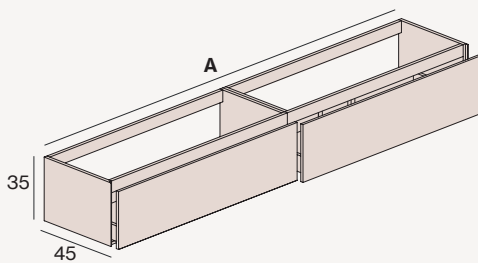
A (cm)	SINK	REF	LACQUERED	MARINE PLYWOOD BOARD	SOLID WOOD
(only front, lacquered structure)					
60		A101.060.C	-	-	-
70		A101.070.C	-	-	-
80		A101.080.C	-	-	-
90		A101.090.C	-	-	-
100		A101.100.I	-	-	-
100		A101.100.C	-	-	-
100		A101.100.D	-	-	-
120		A101.120.I	-	-	-
120		A101.120.C	-	-	-
120		A101.120.D	-	-	-
120		A101.120.X	-	-	-
140		A101.140.I	-	-	-
140		A101.140.C	-	-	-
140		A101.140.D	-	-	-
140		A101.140.X	-	-	-

2 ASYMMETRIC DRAWERS



120		A102.120.I	-	-	-
120		A102.120.C	-	-	-
120		A102.120.D	-	-	-
140		A102.140.I	-	-	-
140		A102.140.C	-	-	-
140		A102.140.D	-	-	-
160		A102.160.I	-	-	-
160		A102.160.C	-	-	-
160		A102.160.D	-	-	-
180		A102.180.I	-	-	-
180		A102.180.C	-	-	-
180		A102.180.D	-	-	-
200		A102.200.I	-	-	-
200		A102.200.C	-	-	-
200		A102.200.D	-	-	-

2 SYMMETRIC DRAWERS



120		A103.120.I	-	-	-
120		A103.120.D	-	-	-
120		A103.120.X	-	-	-
140		A103.140.I	-	-	-
140		A103.140.D	-	-	-
140		A103.140.X	-	-	-
160		A103.160.I	-	-	-
160		A103.160.D	-	-	-
160		A103.160.X	-	-	-
180		A103.180.I	-	-	-
180		A103.180.D	-	-	-
180		A103.180.X	-	-	-
200		A103.200.I	-	-	-
200		A103.200.D	-	-	-
200		A103.200.X	-	-	-



- Asymmetric compositions have the following configurations: 120 (80+40), 140 (100+40), 160 (100+60), 180 (120+60), 200 (120+80). Other configurations available.
- Non-standard sizes: when non-standard sizes are requested for the width and/or height, use the price from the next size up.
- The 35 height cabinet does not have a Decospace system. For intermediate sizes in width or height use the price from the next size up.

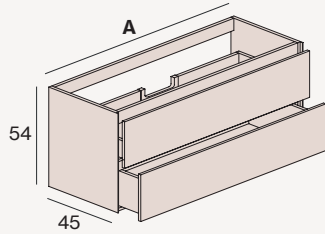
& complements

COMPLEMENTS
FOR YOUR FURNITURE
Organizers, towel racks,...
page 148

- C Centered sink
- D Right hand sink
- I Left hand sink
- X Double sink

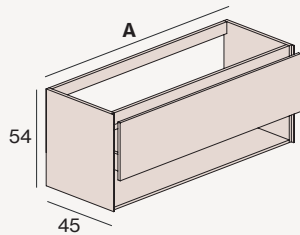
WALL HUNG VANITY UNITS

2 DRAWERS



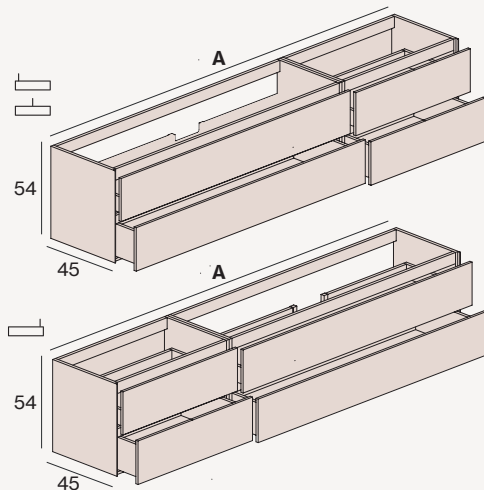
A (cm)	SINK	REF	LACQUERED	MARINE PLYWOOD BOARD	SOLID WOOD
(only front, lacquered structure)					
60		A202.060.C	-	-	-
70		A202.070.C	-	-	-
80		A202.080.C	-	-	-
90		A202.090.C	-	-	-
100		A202.100.I	-	-	-
100		A202.100.C	-	-	-
100		A202.100.D	-	-	-
120		A202.120.I	-	-	-
120		A202.120.C	-	-	-
120		A202.120.D	-	-	-
120		A202.120.X	-	-	-
140		A202.140.I	-	-	-
140		A202.140.C	-	-	-
140		A202.140.D	-	-	-
140		A202.140.X	-	-	-

1 DRAWER + DECORATIVE



60		A203.060.C	-	-	-
70		A203.070.C	-	-	-
80		A203.080.C	-	-	-
90		A203.090.C	-	-	-
100		A203.100.I	-	-	-
100		A203.100.C	-	-	-
100		A203.100.D	-	-	-
120		A203.120.I	-	-	-
120		A203.120.C	-	-	-
120		A203.120.D	-	-	-
120		A203.120.X	-	-	-
140		A203.140.I	-	-	-
140		A203.140.C	-	-	-
140		A203.140.D	-	-	-
140		A203.140.X	-	-	-

4 ASYMMETRIC DRAWERS



120		A208.120.I	-	-	-
120		A208.120.C	-	-	-
120		A208.120.D	-	-	-
140		A208.140.I	-	-	-
140		A208.140.C	-	-	-
140		A208.140.D	-	-	-
160		A208.160.I	-	-	-
160		A208.160.C	-	-	-
160		A208.160.D	-	-	-
180		A208.180.I	-	-	-
180		A208.180.C	-	-	-
180		A208.180.D	-	-	-
200		A208.200.I	-	-	-
200		A208.200.C	-	-	-
200		A208.200.D	-	-	-

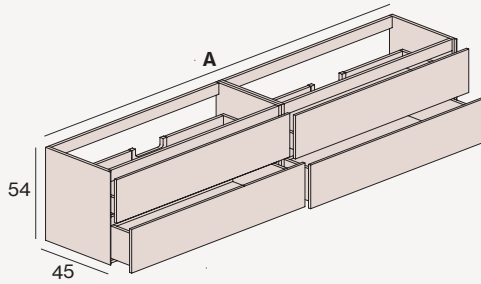


& complements
COMPLEMENTS FOR YOUR FURNITURE
Organizers, towel racks,...
page 148

- C Centered sink
- D Right hand sink
- I Left hand sink
- X Double sink

WALL HUNG SINK BASES

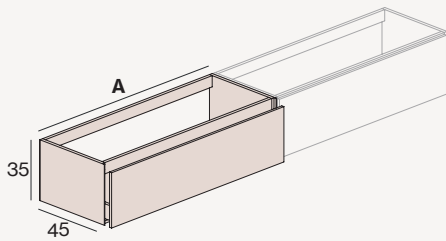
4 SYMMETRICAL DRAWERS



A (cm)	SINK	REF	LACQUERED	MARINE PLYWOOD BOARD	SOLID WOOD
(only front, lacquered structure)					
120		A209.120.I	-	-	-
120		A209.120.D	-	-	-
120		A209.120.X	-	-	-
140		A209.140.I	-	-	-
140		A209.140.D	-	-	-
140		A209.140.X	-	-	-
160		A209.160.I	-	-	-
160		A209.160.D	-	-	-
160		A209.160.X	-	-	-
180		A209.180.I	-	-	-
180		A209.180.D	-	-	-
180		A209.180.X	-	-	-
200		A209.200.I	-	-	-
200		A209.200.D	-	-	-
200		A209.200.X	-	-	-

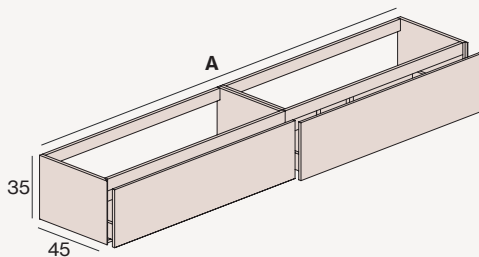
WALL HUNG MODULES

1 DRAWER / BENCH



A (cm)	REF	LACQUERED	MARINE PLYWOOD BOARD	SOLID WOOD
(only front, lacquered structure)				
30	A101.030.M	-	-	-
40	A101.040.M	-	-	-
60	A101.060.M	-	-	-
70	A101.070.M	-	-	-
80	A101.080.M	-	-	-
90	A101.090.M	-	-	-
100	A101.100.M	-	-	-
120	A101.120.M	-	-	-
140	A101.140.M	-	-	-

2 DRAWERS / BENCH



120	A103.120.M	-	-	-
140	A103.140.M	-	-	-
160	A103.160.M	-	-	-
180	A103.180.M	-	-	-
200	A103.200.M	-	-	-



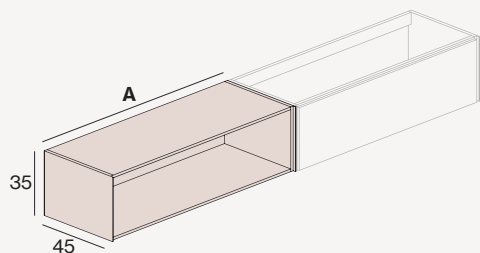
You can create your customised furniture by adding the modules to the right and / or left of the selected sink base. Specify their position.

& complements
 COMPLEMENTS
 FOR YOUR FURNITURE
 Organizers, towel racks,...
 page 148

- C Centered sink
- D Right hand sink
- I Left hand sink
- X Double sink

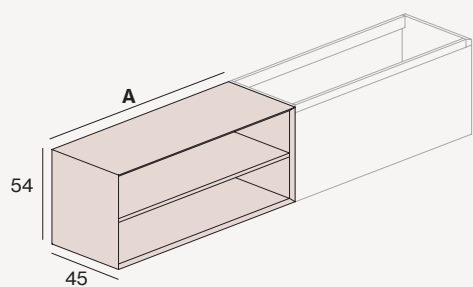
WALL HUNG MODULES

DECORATIVE



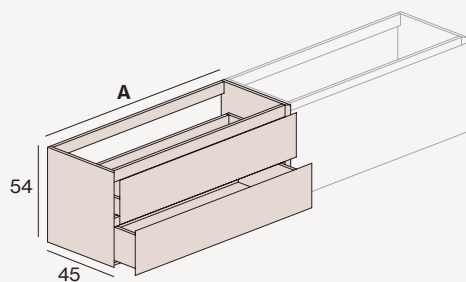
A (cm)	REF	LACQUERED
30	A104.030.M	-
40	A104.040.M	-
60	A104.060.M	-
70	A104.070.M	-
80	A104.080.M	-

2 DECORATIVE SHELVES



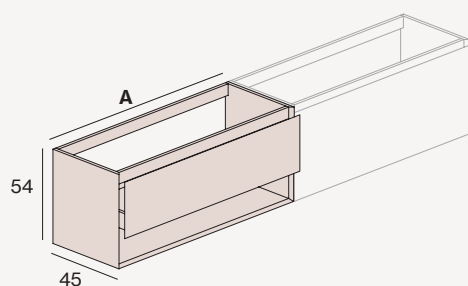
30	A207.030.M	-
40	A207.040.M	-
60	A207.060.M	-
70	A207.070.M	-
80	A207.080.M	-

2 DRAWERS



A (cm)	REF	LACQUERED	MARINE PLYWOOD BOARD	SOLID WOOD
(only front, lacquered structure)				
30	A201.030.M	-	-	-
40	A201.040.M	-	-	-
60	A201.060.M	-	-	-
70	A201.070.M	-	-	-
80	A201.080.M	-	-	-
90	A201.090.M	-	-	-
100	A201.100.M	-	-	-
120	A201.120.M	-	-	-
140	A201.140.M	-	-	-

1 DRAWER + DECORATIVE SHELF



30	A203.030.M	-	-	-
40	A203.040.M	-	-	-
60	A203.060.M	-	-	-
70	A203.070.M	-	-	-
80	A203.080.M	-	-	-
90	A203.090.M	-	-	-
100	A203.100.M	-	-	-
120	A203.120.M	-	-	-
140	A203.140.M	-	-	-



You can create your customised furniture by adding the modules to the right and / or left of the selected sink base. Specify their position.

& complements

COMPLEMENTS FOR YOUR FURNITURE
Organizers, towel racks,...
page 148



Complements for bathroom furniture **Atelier**

Internal elements	150
Furniture feet	151
Outer elements	152

INTERIOR FURNITURE

ORGADRAW

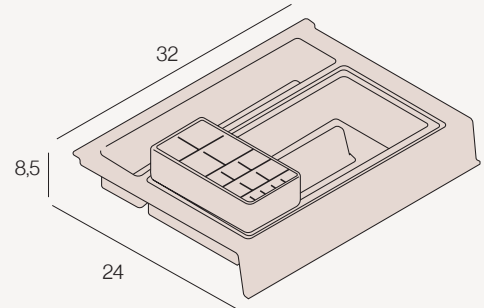
Organizers.



Anthracite




REF	RRP
CM1	-

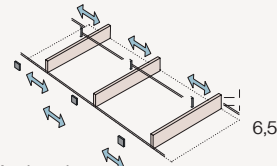


ORGASTRIP

Rail guided separators for top drawer.



Anthracite



A	REF	SEPARATORS	RRP
30	CM2.030	1	-
40	CM2.040	1	-
60	CM2.060	2	-
70	CM2.070	2	-
80	CM2.080	3	-
90	CM2.090	3	-
100	CM2.100	4	-
120	CM2.120	4	-
140	CM2.140	4	-

Additional separator

CM2.010	1	-
---------	---	---

DRAWER PROTECTION

Non-slip protective sheet for drawer.



Colours

Pearl



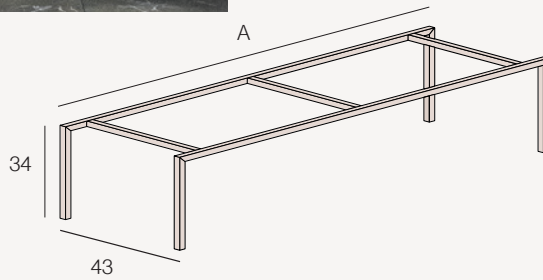
Roof tile



A	PEARL		ROOF TILE	
	REF	RRP	REF	RRP
30	CM3.030	-	CM4.030	-
40	CM3.040	-	CM4.040	-
60	CM3.060	-	CM4.060	-
70	CM3.070	-	CM4.070	-
80	CM3.080	-	CM4.080	-
90	CM3.090	-	CM4.090	-
100	CM3.100	-	CM4.100	-
120	CM3.120	-	CM4.120	-
140	CM3.140	-	CM4.140	-

VANITY LEGS

METAL STRUCTURE FOR H54 VANITY




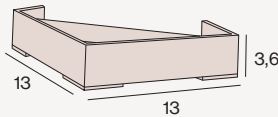
A	REF	BLACK	COLOUR
60	CM5.060	-	-
70	CM5.070	-	-
80	CM5.080	-	-
90	CM5.090	-	-
100	CM5.100	-	-
120	CM5.120	-	-
140	CM5.140	-	-
160	CM5.160	-	-
180	CM5.180	-	-
200	CM5.200	-	-

The metal structure is slightly shorter than the unit, by approximately 2 cm, to keep the front is free from any interference.

Colours



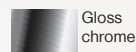
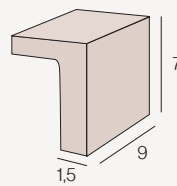
H3 LEGS



REF	RRP
CM6	-

Set of 4 units

H7 LEGS



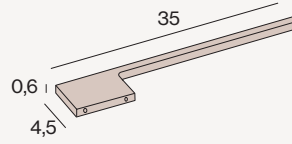
REF	RRP
CM7	-

Set of 4 units

OUTDOOR FURNITURE

SIDE TOWEL

Shiny chrome towel rack to place on the side of the furniture.



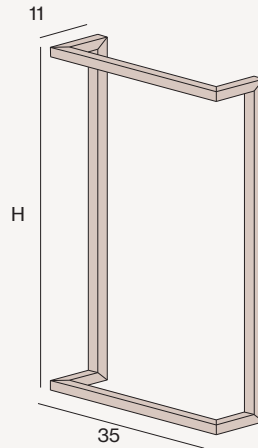
COLOUR	REF	RRP
--------	-----	-----

Gloss chrome	CM8.CB	-
Matte black	CM8.BK	-
Colour (lacquer chart)	CM8.CO	-

Colours



STAND TOWEL RACK



H	COLOUR	REF	RRP
---	--------	-----	-----

75	Matte black	CM9.75.BK	-
75	Colour (lacquer chart)	CM9.75.CO	-
85	Matte black	CM9.85.BK	-
85	Colour (lacquer chart)	CM9.85.CO	-

H = 85 cm for integrated sink furniture.

H = 75 cm for furniture with sink on countertop.

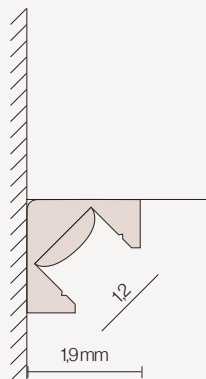
Colours



OUTDOOR FURNITURE

LOWER BACKLIGHT

Hidden lighting for countertop, wall cabinet or columns.



A	REF	RRP
60	CM10.060	-
70	CM10.070	-
80	CM10.080	-
90	CM10.090	-
100	CM10.100	-
120	CM10.120	-
140	CM10.140	-
160	CM10.160	-
180	CM10.180	-
200	CM10.200	-

The real measurement of the LED lighting is 4 centimeters lower than the width of the cabinet so that they are not seen from the side.

LIGHT	COLOUR °K	CONSUMPTION	POWER	PROTECTION	DRIVER	MATERIAL
LED	4000°K Neutral	4,8W	400 LUMENS lineal meter	IP67	INCLUDED	ALUMINUM

Customise your LED with 3000°K and 42000°K with no extra charge. Standard light is 5500°K.

WALL ADJUSTMENT

Adjustment strip between walls.



H	REF	LACQUERED	MARINE PLYWOOD BOARD
27	CM15.27	-	-
35	CM15.35	-	-
54	CM15.54	-	-
81	CM15.81	-	-

X measurement according to specification.

02 Casual Bathroom furniture

The trend, the freshness, the everyday.

Play

Freedom to create your own project.





▲ Bathtub
Orion Solid Surface

Auxiliar furniture
Double metal shelving





Furniture
*2 trunks plus interior /
glass coloured
drawer front*

 242

Worktop
*With Negro Marquina
trim*

 272

Framed mirror
*Metalsquare with
movable magnifying mirror*

 307

Decorative light
Ledarc

 320




◀ Metal strip puller integrated with the coloured textured glass. The colour is taken from the lacquered chart







Framed mirror
Metalsquare

Pendant light
Ledarc







- ◀ Furniture
*1 trunk with interior /
glass coloured front
drawer*  239
- Worktop
*Flat Ceramcolor
Circus Ceramcolor sink*  290
- Backlit mirror
Frontled  304
- Auxiliar furniture
*Lacquered metal
bench*  335





▲ A choice of 8 colours for matching coloured ceramic sinks

◀ Colour lacquered glass front using one of the 18 colour options available

▼ Auxiliar bench








- ◀ Furniture  241
4 drawers / Incolor handle with lacquered finish metallic structure with decorative legs

- Worktop  289
*Flat Solid Surface
Cuadro Solid Surface
table sink*

- Framed mirror  308
Custom Corner

- Decorative light  321
Ledcirc

- Auxiliar furniture  331
*Decorative auxiliar
2 door cupboard*

- Bathtub  338
Borealis Solid Surface




Draw layout ►
4D metal drawers fully
extendable with silent dampened
closing. Cut out for syphon

▼ Lacquered integrated corner mirror












◀ Choose from any of the 18 colours in our lacquer colour chart. You can have matching handle or leave the handle its natural colour







- ◀ Furniture  241
 - 2 drawers + shelves*
 - Incolor handle*

- Worktop  288
 - Flat Solid Mineral*
 - Smile countertop sink*

- Smooth mirror  300
 - Round smooth*

- Auxiliar furniture  332
 - Compleat wooden shelf*
 - metal wall towel rack*  334



239

Front drawers ▶

*2 lacquered drawers / Black handle
Floor stand metallic
towel rack*



306

Framed mirror

Metalsquareled



321

Decorative light

Ledcirc




330

Auxiliar furnitures

*Showcase cabinet 2 doors
and auxiliar stool*



335





244-245

Furniture
2-drawer bench and 1-drawer
module Nature Wood / Black handle

284

Worktop
Flat countertop with Nature Wood
trim and Ceramcolor Circus sink

277

306

Mirror Framed
Metalrounded



Decorative light
Ledpoint

Auxiliar furniture
Complet decorative shelf

Bathtub
Orion Solid Surface





▲ Black handle



◀ Decorative light
Ledpoint
Auxiliar furniture
Complet decorative shelf



▲ Metal framed mirrors
with integrated led





▲ Auxiliar furniture
Decorative column



329



Furniture
2 lacquered drawers / Curve handle
Decorative side module

 239

Integrated worktop
Slate mural

 272

Mirror
Eyed

 305

Auxiliar furniture
Auxiliar cabinet with
decorative 2 doors

 331



◀ Eyed front backlight mirror



▲ Decorative side shelves



Bathtub ▶
Leo Solid Surface





Furniture
*2 drawers adjacent to 1 drawer with lower
decorative shelf / Lineal handle*

 239

Worktop
*Flat solid oak
glass countertop sink Copa*

 287

Backlit mirror ▲
Circled

 321



▲ Solid oak flat top



▲ Side view of the Lineal handle groove



238

Furniture ▶

*Lacquered double
drawer / Inglete handle*



268

*Countertops
Solid Mineral with
integrated sink*



302

*Backlit mirror
Filed*



321

*Decorative light
Circled*



328

*Auxiliar furniture
Column two doors
lacquered*





Auxiliar furnitures ▶
*2-door column / Push handle
auxiliary bench*

Bathtub
Leo Solid Surface





▲ Inglete handle 45°










- ◀ Furniture
1 drawer / Nature Wood effect with lacquered side panel / far side with metal frame towel rail  238

- Integrated countertop
Solid Mineral standard  264

- Mirror
Smooth with LED 5X  300-310

- Auxiliar furniture
Lacquered wall towel rack  334

- Lighting
Ledin wall light  318



▲ Bathtub
Borealis Solid Surface

Decorative light
Ledpoint





Furniture
2 drawers and side cabinet
with lacquered front
and Nature Wood frame

 240

Integrated worktop
Solid Mineral
displaced left

 268

Backlit mirror
Circled

 301

Auxiliar furniture
Single door cabinet
and towel rack stand

 330  335



◀ Towel rack stand.
Available in lacquered
colours



◀ View of top
drawer interior



◀ Neo handle



239

Furniture ▶

*2 drawers with metal structure /
Nature Wood / Push handle*



243

Worktop

*Flat Nature Wood countertop
with Ceramcolor sink*



284



300

Mirror

Frameless mirror made to measure



328

Auxiliar wall units

*2 door and single door columns
with a lacquered finish*



339

Bathtub

Leo Solid Surface



319

Lighting

Ledbar wall light









- ▲ You can customise the metal structure using any of the colours for the lacquer chart

Furniture
2 Trunks / Line handle

Flat countertop
Lacquered / mineral solid sink

Backlit mirror
Spined





332



334

Auxiliar units

Complet decorative shelf

Wall mounted towel rack

2 door cabinet

Double shelf with metal frame



339

Bathtub

Leo Solid Surface



328



334







- ◀ Furniture 📄 242
*1 drawer and 1 trunk /
handle Line lacquered finish*

- Flat countertop 📄 288
Solid Mineral

- Sink 📄 283
Solid Surface totem

- Backlit mirror 📄 303
Spined



◀ Furniture
1 drawer and 1 trunk /
handle Line lacquered finish

Flat countertop
Solid Mineral

Sink ▶
Solid Surface totem

Backlit mirror
Spinled





▲ Furniture
 1 drawer / handle Frame with
 lacquered finish Metal structure
 with decorative legs and smoked
 glass shelf

 238

 243

Integrated worktop
 Solid Mineral

 264

Smooth mirror
 Mirror with ledbar wall light

 300

 319



Decorative light
Ledcirc



PLAY

Bathtub
Leo Solid Surface



209

▼ Front frame detail



Bathtub ►
Leo Solid Surface
Decorative light
Ledcirc



▲ Structure
Metal structure with smoked glass shelf





▲ Furniture
*Metal structure with towel
rail and smoked glass shelf*

Integrated worktop
Solid Mineral Thin

Backlit mirror
Rounded




▲ Bathtub
Borealis Solid Surface

Auxiliar unit
Metal towel rack stand



Step

Concrete elegance.



Bathtub
▼ *Borealis Solid Surface*

Auxiliar furniture
Metal wall towel rack





Furniture
2 drawers / Inglete handle
Step lacquered finish



Integrated countertop
Ceramics



Backlit mirror
Rounded



Side view of the ►
Inglete handle







256

Furniture ▶

2 drawers / Step handle
and Sand laminate finish



264

Integrated countertop
Solid Mineral



303

Backlit mirror
Spined



335

Auxiliar furniture
Metal towel stand rack



338

Bathtub
Andrómeda Solid Surface







▲ Step collection with laminate texture





▲ Furniture
2 drawers / Inglete handle
Step lacquered finish Matte
Blanco



Integrated countertops
Hard Solid Mineral two sinks



Smooth mirror
Frameless smooth mirror /
Ledin wall light





Auxiliar furniture
Metal wall towel rack

Auxiliar furniture ▶
Metal wall towel rack





▲ View of the draw layout




STEP

02

Technical information and price list Casual

DECOSAN

Bath design



Play

Features and equipment	232
Customise your Play furniture	233
Wall hung sink bases	238
Wall hung modules	244
Play - Complements	248



4D DRAWERS

Hettich or Blum metal drawers finished in a gloss anthracite with an extra-thin 12 mm profile and 4 adjustment settings. The guides can be fully extended and have a progressive soft close.



PERSONALISED

The collection allows custom manufacturing. In the case of intermediate measures of height and width, take the price of the immediately higher measure.



ANTHRACITE FULLCOLOR

All the interior parts of the furniture are finished in anthracite grey. Where the furniture is lacquered on the outside, the inside anthracite finish is also lacquered.



DURALACK SYSTEM

The lacquered colours contain hardener additives that allow the final finish to be highly resistant to rubbing and abrasion.



PUSH AND SLOW

The drawers with the Push handle free opening system have a synchronization system that allows them to be opened by pressing at any point on the front. At the same time, the closure is smooth and silent.



DECOFIX SYSTEM

High security wall fixing system with a load bearing strength greater than 240 kg.



DECOBUILD SYSTEM

Furniture made with 19 mm boards cleverly glued to create a clean look with no visible hardware. Durable and hard wearing.

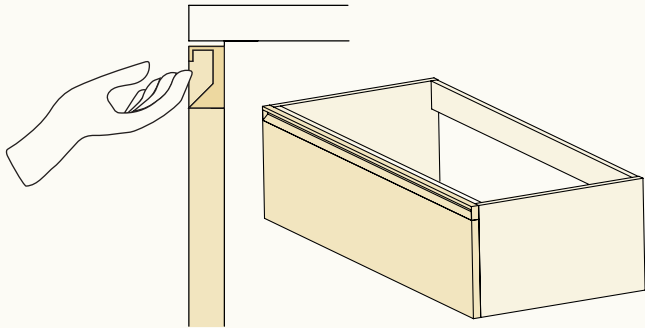
Play makes it easy for you to personalise your furniture

Choose the configuration, colour and handle in just three easy steps

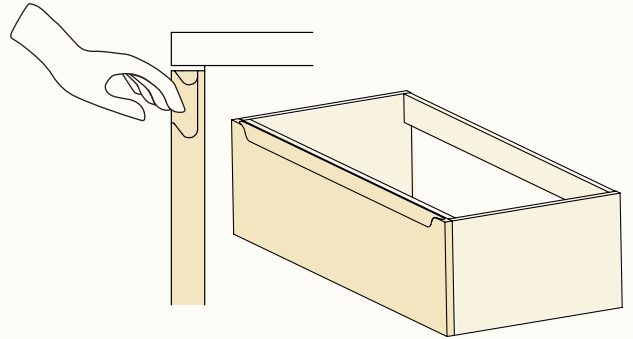
- 1 Choose the handle and colour
 - 1.1 Lacquered handles
 - 1.2 Nature Wood handles
- 2 Configure your furniture

1.1 Choose your handle Lacquered finish

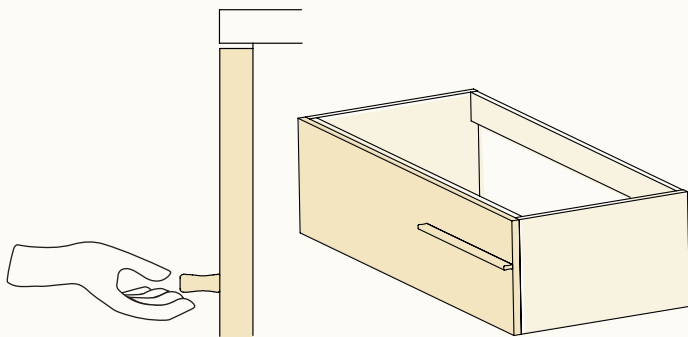
Black



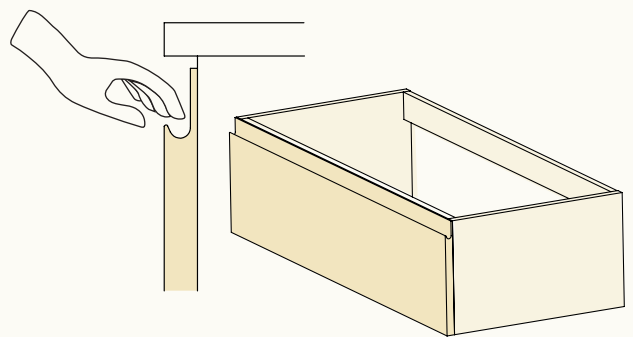
Curve



Incolor

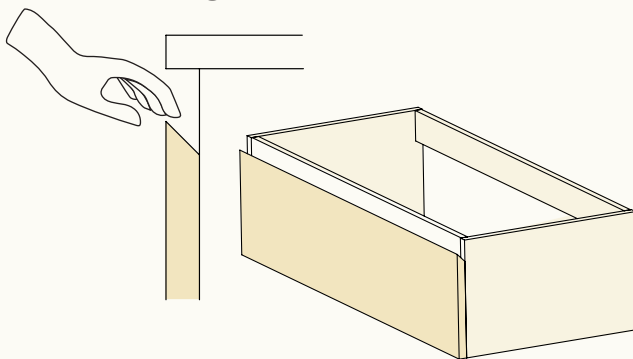


Lineal

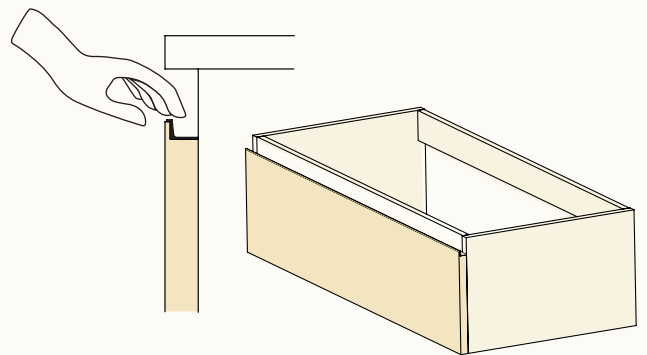


The handle colour can be chosen different to the furniture colour

Inglete



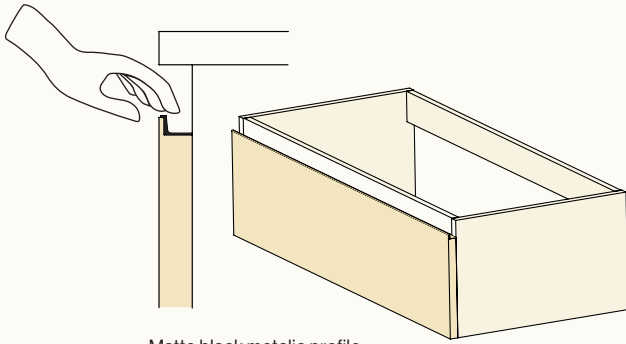
Rail



Satin aluminium metallic profile

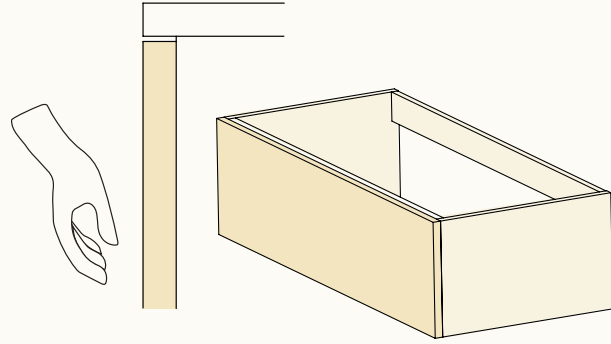
Matte Blanco Gloss Blanco	Matte Negro Gloss Negro	Matte Beige Gloss Beige	Matte Tierra Tierra Gloss	Matte Caqui Gloss Caqui	Matte Cuarzo Gloss Cuarzo	Matte Moka Gloss Moka	Matte Perla Gloss Perla	Matte Piedra Gloss Piedra

Neo

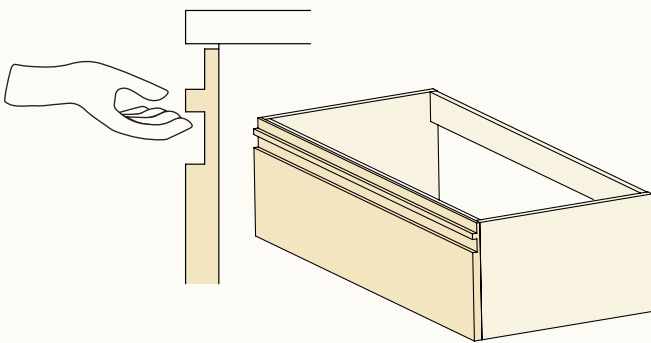


Matte black metallic profile

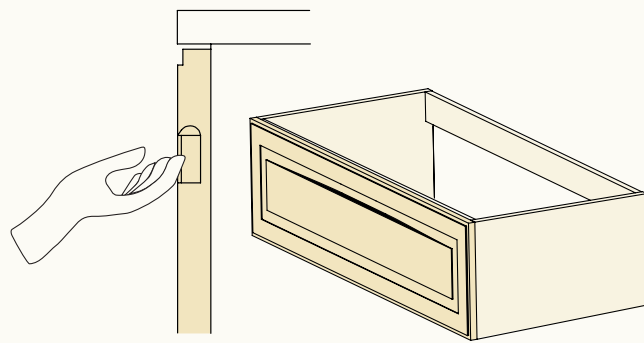
Push



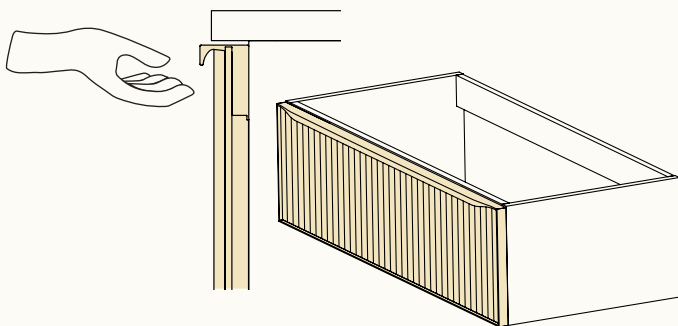
Line



Frame



Glass



Black profile
The glass colour can be chosen different to the furniture colour

 **RAL or NCS colour**

RAL / NCS Matte
RAL / NCS Gloss

Matte Acero
Gloss Acero



Matte Antracita
Gloss Antracita



Matte Burdeos
Gloss Burdeos



Matte Océano
Gloss Océano



Matte Menta
Gloss Menta



Matte Oliva
Gloss Oliva



Matte Terracota
Gloss Terracota



Matte Albero
Gloss Albero

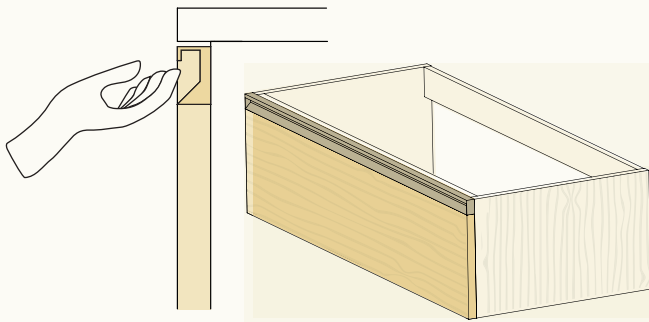


Matte Rosa
Gloss Rosa

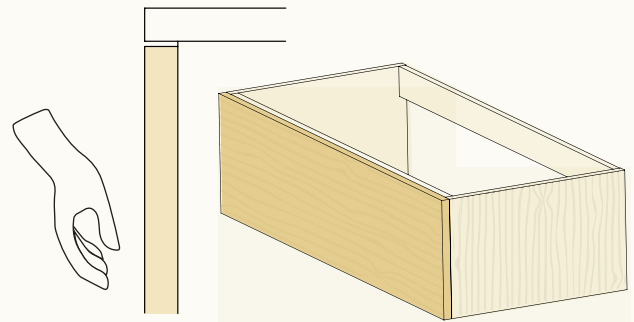


1.2 Choose your handle Nature Wood finish

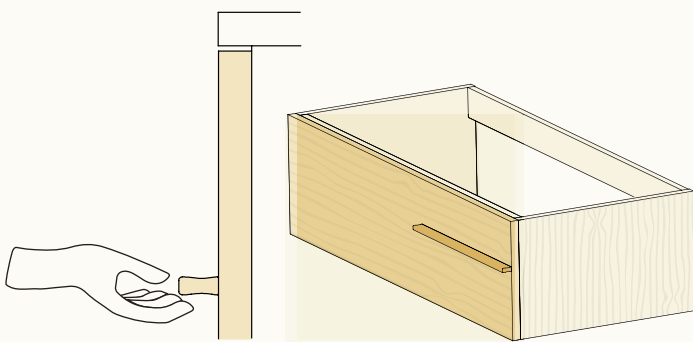
Black



Push

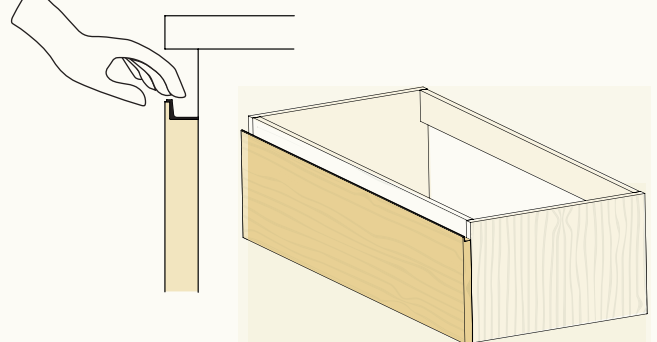


Incolor



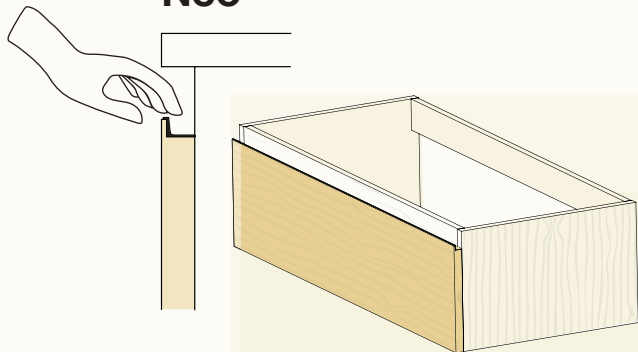
Choose the handle colour (lacquered, gloss or matte)

Rail




Satin aluminium matalic profile

Neo




Matte black metallic profile


Carbon




Brown



Artic



Cocoa




Camel



Savana



Walnut

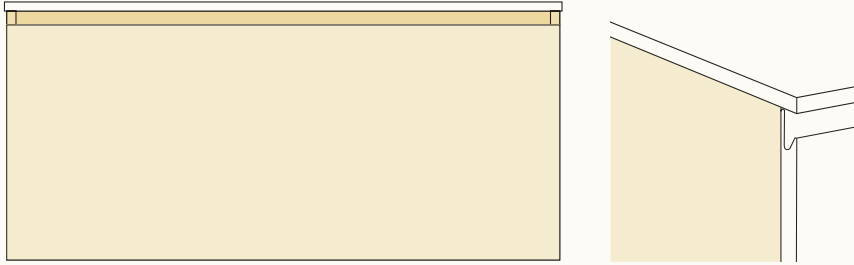


2 Configure the furniture

In all Play layouts you can choose two structure options.

Front


The handle overlaps the structure of the furniture.



Side

The sides of the furniture are seen as a decorative terminal.

- Recommended format when the units are against a wall
- When there is more than one level to the unit, only the side panels are visible



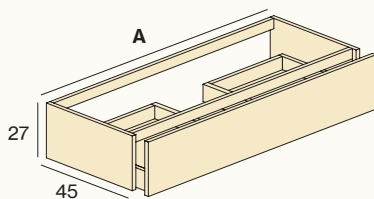
Drawer front and handle are the same colour

If you want the handle to have a different colour this can be specified on request

Matte Blanco Gloss Blanco	Matte Negro Gloss Negro	Matte Beige Gloss Beige	Matte Tierra Gloss Tierra	Matte Caqui Gloss Caqui	Matte Cuarzo Gloss Cuarzo	Matte Moka Gloss Moka	Matte Perla Gloss Perla	Matte Piedra Gloss Piedra
Matte Acero Gloss Acero	Matte Antracita Gloss Antracita	Matte Burdeos Gloss Burdeos	Matte Océano Gloss Océano	Matte Menta Gloss Menta	Matte Oliva Gloss Oliva	Matte Terracota Gloss Terracota	Matte Albero Gloss Albero	Matte Rosa Gloss Rosa
Carbon	Brown	Artic	Cocoa	Camel	Savana	Walnut		

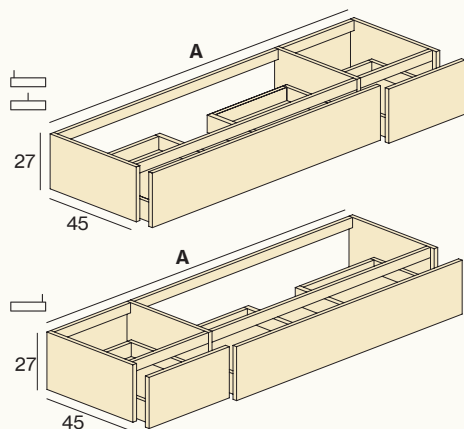
WALL HUNG VANITY UNITS

1 DRAWER



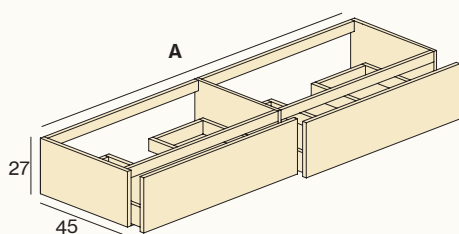
A (cm)	SINK	REF	NATURE WOOD		LACQUERED	
			BLACK-INCOLOR-NEO-RAIL	PUSH	BLACK-CURVE-LINEAL-INCOLOR-INGLETE-NEO-RAIL	LINE-GLASS-FRAME-PUSH
60		P101.060.C	-	-	-	-
70		P101.070.C	-	-	-	-
80		P101.080.C	-	-	-	-
90		P101.090.C	-	-	-	-
100		P101.100.I	-	-	-	-
100		P101.100.C	-	-	-	-
100		P101.100.D	-	-	-	-
120		P101.120.I	-	-	-	-
120		P101.120.C	-	-	-	-
120		P101.120.D	-	-	-	-
120		P101.120.X	-	-	-	-
140		P101.140.I	-	-	-	-
140		P101.140.C	-	-	-	-
140		P101.140.D	-	-	-	-
140		P101.140.X	-	-	-	-

2 ASYMMETRIC DRAWERS



120		P102.120.I	-	-	-	-
120		P102.120.C	-	-	-	-
120		P102.120.D	-	-	-	-
140		P102.140.I	-	-	-	-
140		P102.140.C	-	-	-	-
140		P102.140.D	-	-	-	-
160		P102.160.I	-	-	-	-
160		P102.160.C	-	-	-	-
160		P102.160.D	-	-	-	-
180		P102.180.I	-	-	-	-
180		P102.180.C	-	-	-	-
180		P102.180.D	-	-	-	-
200		P102.200.I	-	-	-	-
200		P102.200.C	-	-	-	-
200		P102.200.D	-	-	-	-

2 SYMMETRIC DRAWERS



120		P103.120.I	-	-	-	-
120		P103.120.D	-	-	-	-
120		P103.120.X	-	-	-	-
140		P103.140.I	-	-	-	-
140		P103.140.D	-	-	-	-
140		P103.140.X	-	-	-	-
160		P103.160.I	-	-	-	-
160		P103.160.D	-	-	-	-
160		P103.160.X	-	-	-	-
180		P103.180.I	-	-	-	-
180		P103.180.D	-	-	-	-
180		P103.180.X	-	-	-	-
200		P103.200.I	-	-	-	-
200		P103.200.D	-	-	-	-
200		P103.200.X	-	-	-	-



- Asymmetric compositions have the following configurations: 120 (80+40), 140 (100+40), 160 (100+60), 180 (120+60), 200 (120+80). Other configurations available.
- Non-standard sizes: when non-standard sizes are requested for the width and/or height, use the price from the next size up.

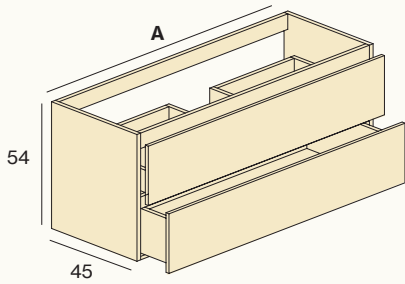
& complements

Organizers, Legs,
Towel racks, Backlighting
Page.....248

- C Centered sink
- D Right hand sink
- I Left hand sink
- X Double sink

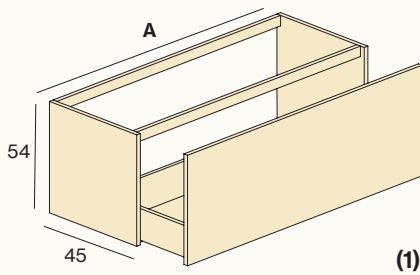
WALL HUNG VANITY UNITS

2 DRAWERS



A (cm)	SINK	REF	NATURE WOOD		LACQUERED	
			BLACK-INCOLOR-NEO-RAIL	PUSH	BLACK-CURVE-LINEAL-INCOLOR-INGLETE-NEO-RAIL	LINE-GLASS-FRAME-PUSH
60		P201.060.C	-	-	-	-
70		P201.070.C	-	-	-	-
80		P201.080.C	-	-	-	-
90		P201.090.C	-	-	-	-
100		P201.100.I	-	-	-	-
100		P201.100.C	-	-	-	-
100		P201.100.D	-	-	-	-
120		P201.120.I	-	-	-	-
120		P201.120.C	-	-	-	-
120		P201.120.D	-	-	-	-
120		P201.120.X	-	-	-	-
140		P201.140.I	-	-	-	-
140		P201.140.C	-	-	-	-
140		P201.140.D	-	-	-	-
140		P201.140.X	-	-	-	-

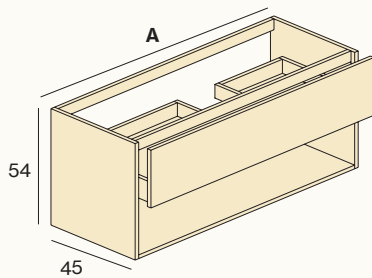
1 TRUNK



60		P202.060.C	-	-	-	-
70		P202.070.C	-	-	-	-
80		P202.080.C	-	-	-	-
90		P202.090.C	-	-	-	-
100		P202.100.I	-	-	-	-
100		P202.100.C	-	-	-	-
100		P202.100.D	-	-	-	-
120		P202.120.I	-	-	-	-
120		P202.120.C	-	-	-	-
120		P202.120.D	-	-	-	-
120		P202.120.X	-	-	-	-
140		P202.140.I	-	NA	-	-
140		P202.140.C	-	NA	-	-
140		P202.140.D	-	NA	-	-
140		P202.140.X	-	NA	-	-

· 140 cm width not available for push handle front.

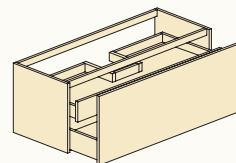
1 DRAWER + DECORATIVE



60		P203.060.C	-	-	-	-
70		P203.070.C	-	-	-	-
80		P203.080.C	-	-	-	-
90		P203.090.C	-	-	-	-
100		P203.100.I	-	-	-	-
100		P203.100.C	-	-	-	-
100		P203.100.D	-	-	-	-
120		P203.120.I	-	-	-	-
120		P203.120.C	-	-	-	-
120		P203.120.D	-	-	-	-
120		P203.120.X	-	-	-	-
140		P203.140.I	-	-	-	-
140		P203.140.C	-	-	-	-
140		P203.140.D	-	-	-	-
140		P203.140.X	-	-	-	-

(1) INTERIOR DRAWER

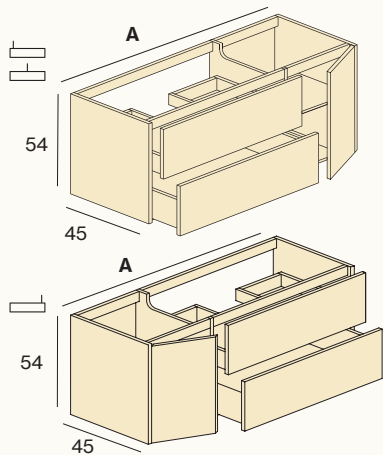
The inner drawer can be added to the trunk versions.



A (cm)	REF	RRP
40	P220.040	-
60	P220.060	-
70	P220.070	-
80	P220.080	-
90	P220.090	-
100	P220.100	-
120	P220.120	-
120X	P220.120X	-
140	P220.140	-
140X	P220.140X	-

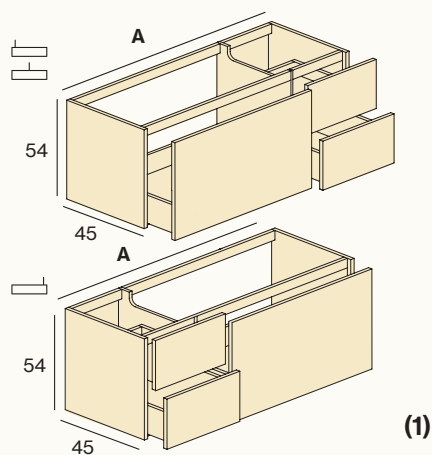
WALL HUNG VANITY UNITS

2 DRAWERS + DOOR



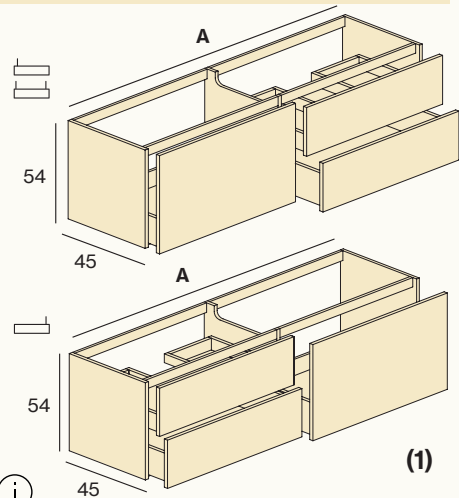
A (cm)	SINK	REF	NATURE WOOD		LACQUERED	
			BLACK-INCOLOR-NEO-RAIL	PUSH	BLACK-CURVE-LINEAL-INCOLOR-INGLETE-NEO-RAIL	LINE-GLASS-FRAME-PUSH
120		P204.120.I	-	-	-	-
120		P204.120.C	-	-	-	-
120		P204.120.D	-	-	-	-
140		P204.140.I	-	-	-	-
140		P204.140.C	-	-	-	-
140		P204.140.D	-	-	-	-
160		P204.160.I	-	-	-	-
160		P204.160.C	-	-	-	-
160		P204.160.D	-	-	-	-
180		P204.180.I	-	-	-	-
180		P204.180.C	-	-	-	-
180		P204.180.D	-	-	-	-

TRUNK + 2 ASYMMETRIC DRAWERS



120		P205.120.I	-	-	-	-
120		P205.120.C	-	-	-	-
120		P205.120.D	-	-	-	-
140		P205.140.I	-	-	-	-
140		P205.140.C	-	-	-	-
140		P205.140.D	-	-	-	-
160		P205.160.I	-	-	-	-
160		P205.160.C	-	-	-	-
160		P205.160.D	-	-	-	-
180		P205.180.I	-	-	-	-
180		P205.180.C	-	-	-	-
180		P205.180.D	-	-	-	-
200		P205.200.I	-	-	-	-
200		P205.200.C	-	-	-	-
200		P205.200.D	-	-	-	-

TRUNK + 2 SYMMETRIC DRAWERS



120		P206.120.I	-	-	-	-
120		P206.120.D	-	-	-	-
120		P206.120.X	-	-	-	-
140		P206.140.I	-	-	-	-
140		P206.140.D	-	-	-	-
140		P206.140.X	-	-	-	-
160		P206.160.I	-	-	-	-
160		P206.160.D	-	-	-	-
160		P206.160.X	-	-	-	-
180		P206.180.I	-	-	-	-
180		P206.180.D	-	-	-	-
180		P206.180.X	-	-	-	-
200		P206.200.I	-	-	-	-
200		P206.200.D	-	-	-	-
200		P206.200.X	-	-	-	-



- Asymmetric compositions have the following configurations: 120 (80+40), 140 (100+40), 160 (100+60), 180 (120+60), 200 (120+80). Other configurations available.
- Non-standard sizes: when non-standard sizes are requested for the width and/or height, use the price from the next size up.

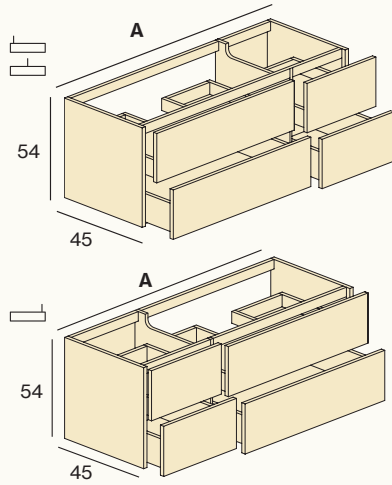
& complements

Organizers, legs, towel racks, backlighting Page.....248

- C Centered sink
- D Right hand sink
- I Left hand sink
- X Double sink

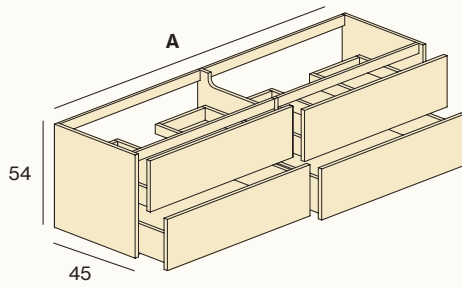
WALL HUNG VANITY UNITS

4 ASYMMETRIC DRAWERS



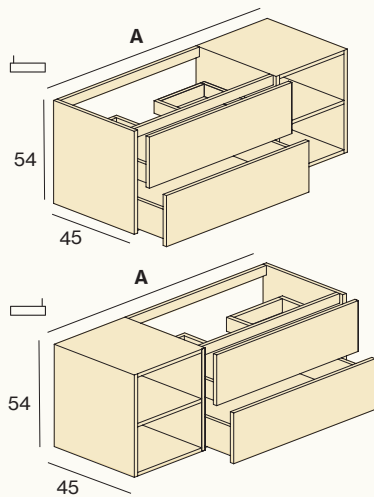
A (cm)	SINK	REF	NATURE WOOD		LACQUERED	
			BLACK-INCOLOR-NEO-RAIL	PUSH	BLACK-CURVE-LINEAL-INCOLOR-INGLETE-NEO-RAIL	LINE-GLASS-FRAME-PUSH
120		P208.120.I	-	-	-	-
120		P208.120.C	-	-	-	-
120		P208.120.D	-	-	-	-
140		P208.140.I	-	-	-	-
140		P208.140.C	-	-	-	-
140		P208.140.D	-	-	-	-
160		P208.160.I	-	-	-	-
160		P208.160.C	-	-	-	-
160		P208.160.D	-	-	-	-
180		P208.180.I	-	-	-	-
180		P208.180.C	-	-	-	-
180		P208.180.D	-	-	-	-
200		P208.200.I	-	-	-	-
200		P208.200.C	-	-	-	-
200		P208.200.D	-	-	-	-

4 SYMMETRIC DRAWERS



120		P209.120.I	-	-	-	-
120		P209.120.D	-	-	-	-
120		P209.120.X	-	-	-	-
140		P209.140.I	-	-	-	-
140		P209.140.D	-	-	-	-
140		P209.140.X	-	-	-	-
160		P209.160.I	-	-	-	-
160		P209.160.D	-	-	-	-
160		P209.160.X	-	-	-	-
180		P209.180.I	-	-	-	-
180		P209.180.D	-	-	-	-
180		P209.180.X	-	-	-	-
200		P209.200.I	-	-	-	-
200		P209.200.D	-	-	-	-
200		P209.200.X	-	-	-	-

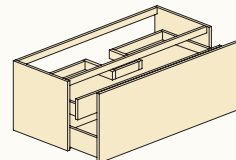
2 DRAWERS + DECORATIVE



120		P207.120.I	-	-	-	-
120		P207.120.D	-	-	-	-
140		P207.140.I	-	-	-	-
140		P207.140.D	-	-	-	-
160		P207.160.I	-	-	-	-
160		P207.160.D	-	-	-	-
180		P207.180.I	-	-	-	-
180		P207.180.D	-	-	-	-

(1) INTERIOR DRAWER

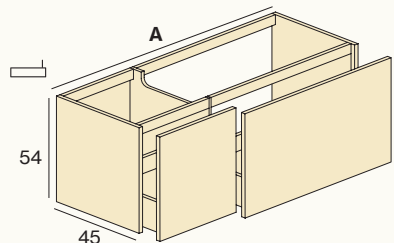
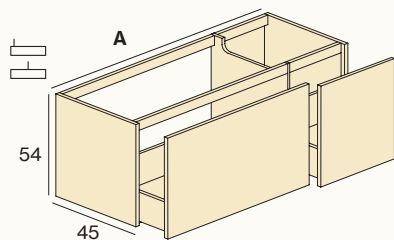
The inner drawer can be added to the trunk versions.



A (cm)	REF	RRP
40	P220.040	-
60	P220.060	-
70	P220.070	-
80	P220.080	-
90	P220.090	-
100	P220.100	-
120	P220.120	-
120X	P220.120X	-
140	P220.140	-
140X	P220.140X	-

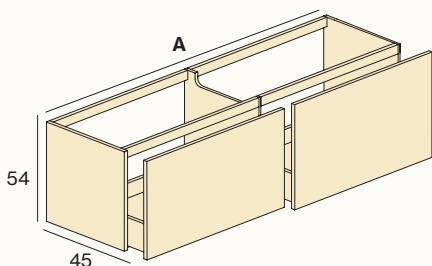
WALL HUNG VANITY UNITS

2 ASYMMETRIC TRUNKS



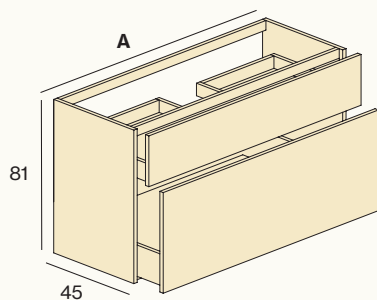
(1)

2 SYMMETRIC TRUNKS



(1)

1 DRAWER + TRUNK



(1)

A (cm)	SINK	REF	NATURE WOOD		LACQUERED	
			BLACK-INCOLOR-NEO-RAIL	PUSH	BLACK-CURVE-LINEAL-INCOLOR-INGLETE-NEO-RAIL	LINE-GLASS-FRAME-PUSH
120		P210.120.I	-	-	-	-
120		P210.120.C	-	-	-	-
120		P210.120.D	-	-	-	-
140		P210.140.I	-	-	-	-
140		P210.140.C	-	-	-	-
140		P210.140.D	-	-	-	-
160		P210.160.I	-	-	-	-
160		P210.160.C	-	-	-	-
160		P210.160.D	-	-	-	-
180		P210.180.I	-	-	-	-
180		P210.180.C	-	-	-	-
180		P210.180.D	-	-	-	-
200		P210.200.I	-	-	-	-
200		P210.200.C	-	-	-	-
200		P210.200.D	-	-	-	-

120		P211.120.I	-	-	-	-
120		P211.120.D	-	-	-	-
120		P211.120.X	-	-	-	-
140		P211.140.I	-	-	-	-
140		P211.140.D	-	-	-	-
140		P211.140.X	-	-	-	-
160		P211.160.I	-	-	-	-
160		P211.160.D	-	-	-	-
160		P211.160.X	-	-	-	-
180		P211.180.I	-	-	-	-
180		P211.180.D	-	-	-	-
180		P211.180.X	-	-	-	-
200		P211.200.I	-	-	-	-
200		P211.200.D	-	-	-	-
200		P211.200.X	-	-	-	-

60		P312.060.C	-	-	-	-
70		P312.070.C	-	-	-	-
80		P312.080.C	-	-	-	-
90		P312.090.C	-	-	-	-
100		P312.100.I	-	-	-	-
100		P312.100.C	-	-	-	-
100		P312.100.D	-	-	-	-
120		P312.120.I	-	-	-	-
120		P312.120.C	-	-	-	-
120		P312.120.D	-	-	-	-



- Asymmetric compositions have the following configurations: 120 (80+40), 140 (100+40), 160 (100+60), 180 (120+60), 200 (120+80). Other configurations available.
- Non-standard sizes: when non-standard sizes are requested for the width and/or height, use the price from the next size up. Special background available from 39 to 45 cm.

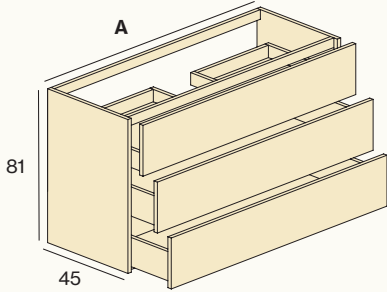
& complements

Organizers, feet, towel racks, backlighting Page.....248

- C Centered sink
- D Right hand sink
- I Left hand sink
- X Double sink

WALL HUNG VANITY UNITS

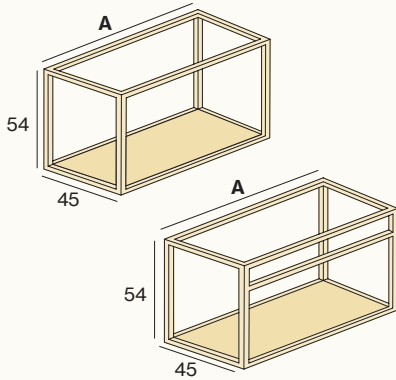
3 DRAWERS



A (cm)	SINK	REF	NATURE WOOD		LACQUERED	
			BLACK-INCOLOR-NEO-RAIL	PUSH	BLACK-CURVE-LINEAL-INCOLOR-INGLETE-NEO-RAIL	LINE-GLASS-FRAME-PUSH
60		P313.060.C	-	-	-	-
70		P313.070.C	-	-	-	-
80		P313.080.C	-	-	-	-
90		P313.090.C	-	-	-	-
100		P313.100.I	-	-	-	-
100		P313.100.C	-	-	-	-
100		P313.100.D	-	-	-	-
120		P313.120.I	-	-	-	-
120		P313.120.C	-	-	-	-
120		P313.120.D	-	-	-	-

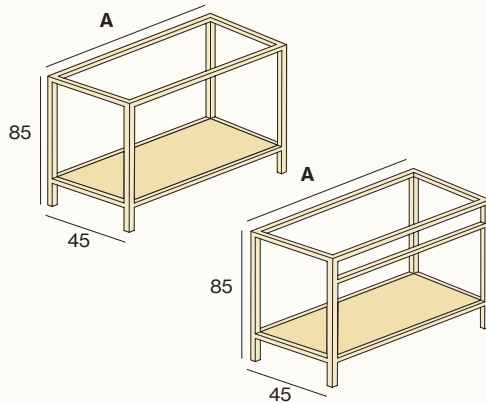
WALL HUNG METALIC SINK BASES

WALL HUNG METALIC STRUCTURE



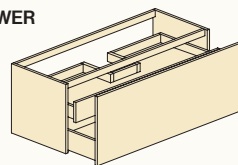
A (cm)	REF	NEGRO			COLOUR		
		NATURE WOOD	LACQUERED	SMOKED GLASS	NATURE WOOD	LACQUERED	SMOKED GLASS
60	P214.060.C	-	-	-	-	-	-
70	P214.070.C	-	-	-	-	-	-
80	P214.080.C	-	-	-	-	-	-
90	P214.090.C	-	-	-	-	-	-
100	P214.100.C	-	-	-	-	-	-
120	P214.120.C	-	-	-	-	-	-
140	P214.140.C	-	-	-	-	-	-
60	P216.060.C	-	-	-	-	-	-
70	P216.070.C	-	-	-	-	-	-
80	P216.080.C	-	-	-	-	-	-
90	P216.090.C	-	-	-	-	-	-
100	P216.100.C	-	-	-	-	-	-
120	P216.120.C	-	-	-	-	-	-
140	P216.140.C	-	-	-	-	-	-

METALIC FREE-STANDING STRUCTURE



60	P215.060.C	-	-	-	-	-	-
70	P215.070.C	-	-	-	-	-	-
80	P215.080.C	-	-	-	-	-	-
90	P215.090.C	-	-	-	-	-	-
100	P215.100.C	-	-	-	-	-	-
120	P215.120.C	-	-	-	-	-	-
140	P215.140.C	-	-	-	-	-	-
60	P217.060.C	-	-	-	-	-	-
70	P217.070.C	-	-	-	-	-	-
80	P217.080.C	-	-	-	-	-	-
90	P217.090.C	-	-	-	-	-	-
100	P217.100.C	-	-	-	-	-	-
120	P217.120.C	-	-	-	-	-	-
140	P217.140.C	-	-	-	-	-	-

(1) INTERIOR DRAWER

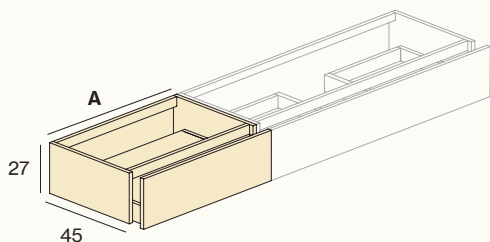


The inner drawer can be added to the trunk versions.

A (cm)	REF	RRP
40	P220.040	-
60	P220.060	-
70	P220.070	-
80	P220.080	-
90	P220.090	-
100	P220.100	-
120	P220.120	-
120X	P220.120X	-
140	P220.140	-
140X	P220.140X	-

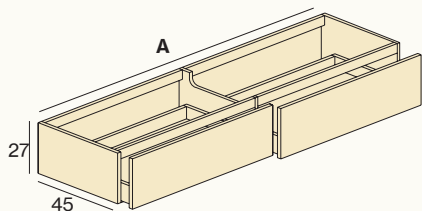
WALL HUNG MODULES

1 DRAWER / BENCH



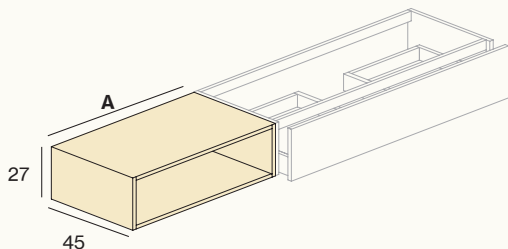
A (cm)	REF	NATURE WOOD		LACQUERED	
		BLACK-INCOLOR-NEO-RAIL	PUSH	BLACK-CURVE-LINEAL-INCOLOR-INGLETE-NEO-RAIL	LINE-GLASS-FRAME-PUSH
30	P101.030.M	-	-	-	-
40	P101.040.M	-	-	-	-
60	P101.060.M	-	-	-	-
70	P101.070.M	-	-	-	-
80	P101.080.M	-	-	-	-
90	P101.090.M	-	-	-	-
100	P101.100.M	-	-	-	-
120	P101.120.M	-	-	-	-
140	P101.140.M	-	-	-	-

2 DRAWERS / BENCH



120	P103.120.M	-	-	-	-
140	P103.140.M	-	-	-	-
160	P103.160.M	-	-	-	-
180	P103.180.M	-	-	-	-
200	P103.200.M	-	-	-	-

DECORATIVE



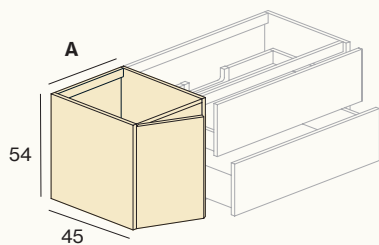
30	P104.030.M	-	-	-	-
40	P104.040.M	-	-	-	-
60	P104.060.M	-	-	-	-
70	P104.070.M	-	-	-	-
80	P104.080.M	-	-	-	-



You can create your customised furniture by adding the modules to the right and / or left of the selected sink base. Specify their position.

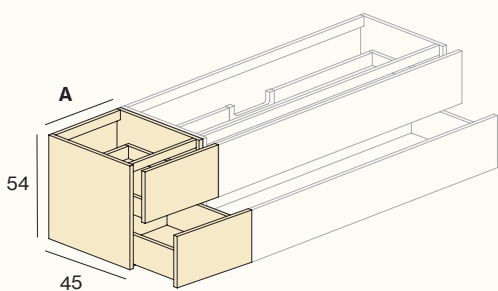
WALL HUNG MODULES

1 DOOR



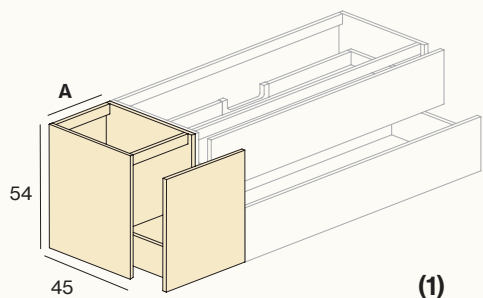
A (cm)	DOOR	REF	NATURE WOOD		LACQUERED	
			BLACK-INCOLOR-NEO-RAIL	PUSH	BLACK-CURVE-LINEAL-INCOLOR-INGLETE-NEO-RAIL	LINE-GLASS-FRAME-PUSH
30		P204.030.MI	-	-	-	-
30		P204.030.MD	-	-	-	-
40		P204.040.MI	-	-	-	-
40		P204.040.MD	-	-	-	-

2 DRAWERS



A (cm)	REF	NATURE WOOD		LACQUERED	
		BLACK-INCOLOR-NEO-RAIL	PUSH	BLACK-CURVE-LINEAL-INCOLOR-INGLETE-NEO-RAIL	LINE-GLASS-FRAME-PUSH
30	P201.030.M	-	-	-	-
40	P201.040.M	-	-	-	-
60	P201.060.M	-	-	-	-
70	P201.070.M	-	-	-	-
80	P201.080.M	-	-	-	-
90	P201.090.M	-	-	-	-
100	P201.100.M	-	-	-	-
120	P201.120.M	-	-	-	-
140	P201.140.M	-	-	-	-

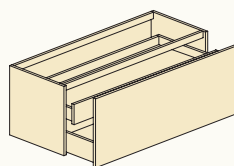
1 TRUNK



30	P202.030.M	-	-	-	-
40	P202.040.M	-	-	-	-
60	P202.060.M	-	-	-	-
70	P202.070.M	-	-	-	-
80	P202.080.M	-	-	-	-
90	P202.090.M	-	-	-	-
100	P202.100.M	-	-	-	-
120	P202.120.M	-	-	-	-
140	P202.140.M	-	NA	-	-

· 140 cm width not available for push handle front.

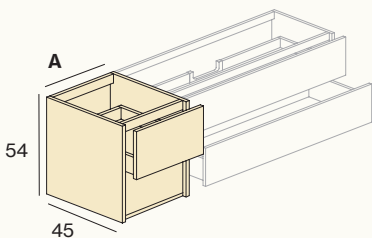
(1) INTERIOR DRAWER
The inner drawer can be added to the trunk versions.



A (cm)	REF	RRP
40	A221.040	-
60	A221.060	-
70	A221.070	-
80	A221.080	-
90	A221.090	-
100	A221.100	-
120	A221.120	-
140	A221.140	-

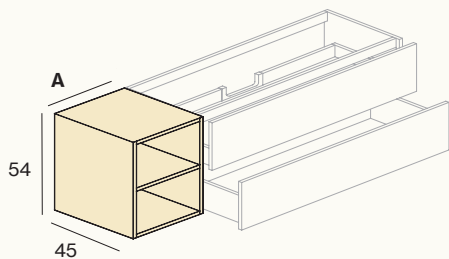
WALL HUNG MODULES

1 DRAWER + DECORATIVE



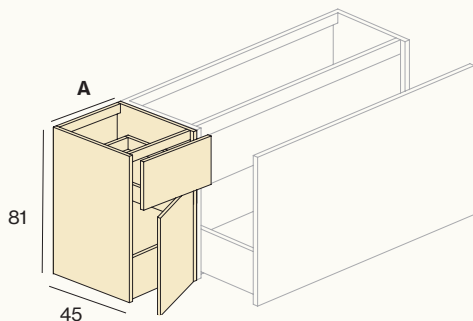
A (cm)	REF	NATURE WOOD		LACQUERED	
		BLACK-INCOLOR-NEO-RAIL	PUSH	BLACK-CURVE-LINEAL-INCOLOR-INGLETE-NEO-RAIL	LINE-GLASS-FRAME-PUSH
30	P203.030.M	-	-	-	-
40	P203.040.M	-	-	-	-
60	P203.060.M	-	-	-	-
70	P203.070.M	-	-	-	-
80	P203.080.M	-	-	-	-
90	P203.090.M	-	-	-	-
100	P203.100.M	-	-	-	-
120	P203.120.M	-	-	-	-
140	P203.140.M	-	-	-	-

DECORATIVE SHELVES



30	P207.030.M	-	-	-	-
40	P207.040.M	-	-	-	-
60	P207.060.M	-	-	-	-
70	P207.070.M	-	-	-	-
80	P207.080.M	-	-	-	-

1 DRAWER + DOOR



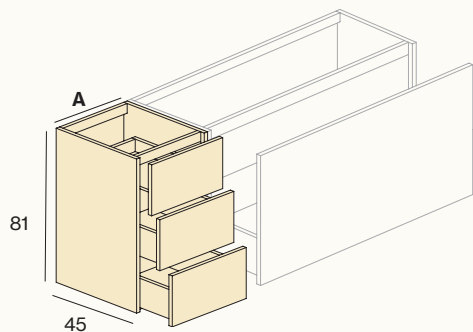
A (cm)	DOOR	REF	NATURE WOOD		LACQUERED	
			BLACK-INCOLOR-NEO-RAIL	PUSH	BLACK-CURVE-LINEAL-INCOLOR-INGLETE-NEO-RAIL	LINE-GLASS-FRAME-PUSH
30		P314.030.MI	-	-	-	-
30		P314.030.MD	-	-	-	-
40		P314.040.MI	-	-	-	-
40		P314.040.MD	-	-	-	-



You can create your customised furniture by adding the modules to the right and / or left of the selected sink base. Specify their position.

WALL HUNG MODULES

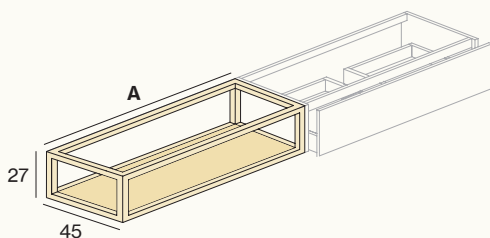
3 DRAWERS



A (cm)	REF	NATURE WOOD		LACQUERED	
		BLACK-INCOLOR-NEO-RAIL	PUSH	BLACK-CURVE-LINEAL-INCOLOR-INGLETE-NEO-RAIL	LINE-GLASS-FRAME-PUSH
30	P313.030.M	-	-	-	-
40	P313.040.M	-	-	-	-
60	P313.060.M	-	-	-	-
70	P313.070.M	-	-	-	-
80	P313.080.M	-	-	-	-
90	P313.090.M	-	-	-	-
100	P313.100.M	-	-	-	-
120	P313.120.M	-	-	-	-

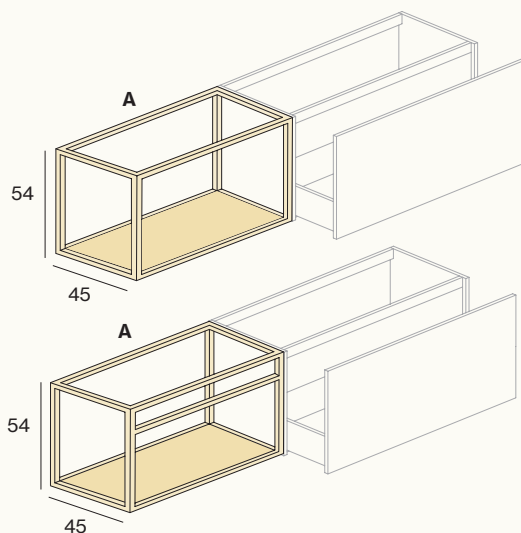
WALL HUNG METALIC STRUCTURE MODULES

METALIC DECORATIVE



A (cm)	REF	NEGRO			COLOUR		
		NATURE WOOD	LACQUERED	SMOKED GLASS	NATURE WOOD	LACQUERED	SMOKED GLASS
30	P105.030.M	-	-	-	-	-	-
40	P105.040.M	-	-	-	-	-	-
60	P105.060.M	-	-	-	-	-	-
70	P105.070.M	-	-	-	-	-	-
80	P105.080.M	-	-	-	-	-	-
90	P105.090.M	-	-	-	-	-	-
100	P105.100.M	-	-	-	-	-	-
120	P105.120.M	-	-	-	-	-	-
140	P105.140.M	-	-	-	-	-	-

METALIC DECORATIVE H54



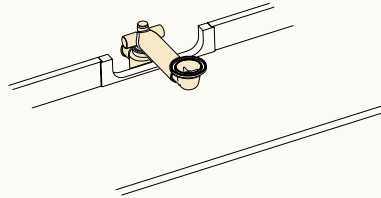
30	P214.030.M	-	-	-	-	-	-
40	P214.040.M	-	-	-	-	-	-
60	P214.060.M	-	-	-	-	-	-
70	P214.070.M	-	-	-	-	-	-
80	P214.080.M	-	-	-	-	-	-
90	P214.090.M	-	-	-	-	-	-
100	P214.100.M	-	-	-	-	-	-
120	P214.120.M	-	-	-	-	-	-
140	P214.140.M	-	-	-	-	-	-

30	P216.030.M	-	-	-	-	-	-
40	P216.040.M	-	-	-	-	-	-
60	P216.060.M	-	-	-	-	-	-
70	P216.070.M	-	-	-	-	-	-
80	P216.080.M	-	-	-	-	-	-
90	P216.090.M	-	-	-	-	-	-
100	P216.100.M	-	-	-	-	-	-
120	P216.120.M	-	-	-	-	-	-
140	P216.140.M	-	-	-	-	-	-

THE INTERIOR

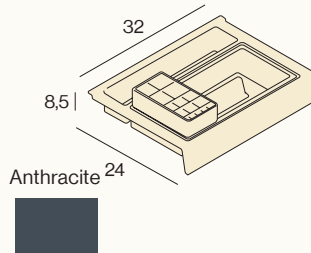
DECOSPACE

System that includes a space-saving syphon and a polished chrome click-clack valve. This clever solutions means the upper drawer only has a cut out on the back panel.



REF	RRP
CM13	-
CM13X2	-

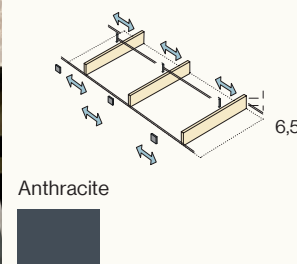
ORGADRAW



REF	RRP
CM1	-

ORGASTRIP

Rail-guided separator system.



A	REF	DIVISORS	RRP
30	CM2.030	1	-
40	CM2.040	1	-
60	CM2.060	2	-
70	CM2.070	2	-
80	CM2.080	3	-
90	CM2.090	3	-
100	CM2.100	4	-
120	CM2.120	4	-
140	CM2.140	4	-

	CM2.010	1	-
--	---------	---	---

DRAWER PROTECTION

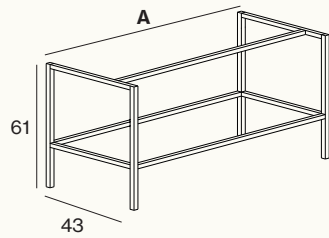
Non-slip protective sheet for drawer.



A	PEARL		ROOF TILE	
	REF	RRP	REF	RRP
30	CM3.030	-	CM4.030	-
40	CM3.040	-	CM4.040	-
60	CM3.060	-	CM4.060	-
70	CM3.070	-	CM4.070	-
80	CM3.080	-	CM4.080	-
90	CM3.090	-	CM4.090	-
100	CM3.100	-	CM4.100	-
120	CM3.120	-	CM4.120	-
140	CM3.140	-	CM4.140	-

FURNITURE LEGS

METAL STRUCTURE WITH SHELF FOR H27 FURNITURE

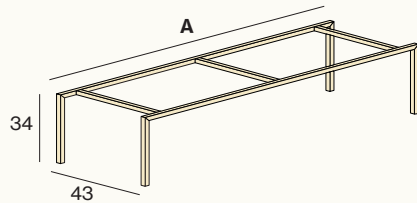


A (cm)	REF	NEGRO			COLOUR		
		NATURE WOOD	LACQUERED	SMOKED GLASS	NATURE WOOD	LACQUERED	SMOKED GLASS
60	CM14.060	-	-	-	-	-	-
70	CM14.070	-	-	-	-	-	-
80	CM14.080	-	-	-	-	-	-
90	CM14.090	-	-	-	-	-	-
100	CM14.100	-	-	-	-	-	-
120	CM14.120	-	-	-	-	-	-
140	CM14.140	-	-	-	-	-	-

Colours



METAL STRUCTURE FOR H54 FURNITURE



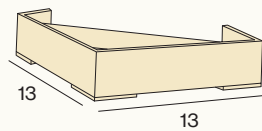

A	REF	NEGRO	COLOUR
60	CM5.060	-	-
70	CM5.070	-	-
80	CM5.080	-	-
90	CM5.090	-	-
100	CM5.100	-	-
120	CM5.120	-	-
140	CM5.140	-	-
160	CM5.160	-	-
180	CM5.180	-	-
200	CM5.200	-	-

The structure is approximately 2cm shorter than the unit in order to keep the front free.

Colours



H3 LEGS



Gloss chrome



REF

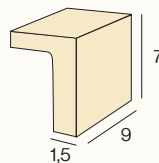
RRP

CM6

-

Set of 4 units

H7 LEGS



Gloss chrome



REF

RRP

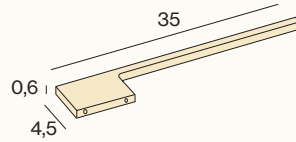
CM7

-

Set of 4 units

THE EXTERIOR

SIDE TOWEL RACK

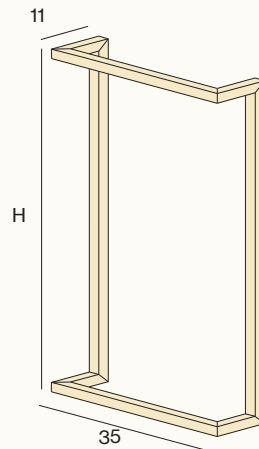


COLOUR	REF	RRP
Gloss chrome	CM8.CB	-
Matte black	CM8.BK	-
Colour (lacquer chart)	CM8.CO	-

Colours



FLOOR STANDING TOWEL RACK



H	COLOUR	REF	RRP
75	Matte black	CM9.75.BK	-
75	Colour (lacquer chart)	CM9.75.CO	-
85	Matte black	CM9.85.BK	-
85	Colour (lacquer chart)	CM9.85.CO	-

H = 85 cm for furniture with integrated sink.

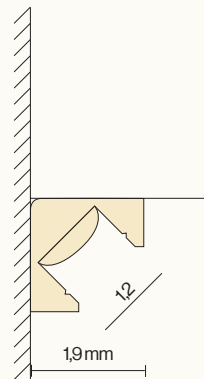
H = 75 cm for furniture with countertop sink.

Colours



LOWER BACKLIGHT

Lighting positioned under the unit, including countertop units, cabinets and columns.



A	REF	RRP
60	CM10.060	-
70	CM10.070	-
80	CM10.080	-
90	CM10.090	-
100	CM10.100	-
120	CM10.120	-
140	CM10.140	-
160	CM10.160	-
180	CM10.180	-
200	CM10.200	-

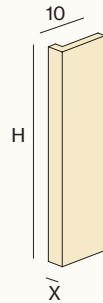
LED lighting is 4 cm less than the unit to avoid visibility from the side.

LIGHT	COLOUR*°K	CONSUMPTION	POWER	PROTECTION	DRIVER	MATERIAL
LED	4000°K Neutral	4,8W	400 LUMENS lineal meter	IP67	INCLUDED	ALUMINUM

Customise your LED with 3000°K and 4200°K no extra cost. Standard is 4000°K.

THE EXTERIOR

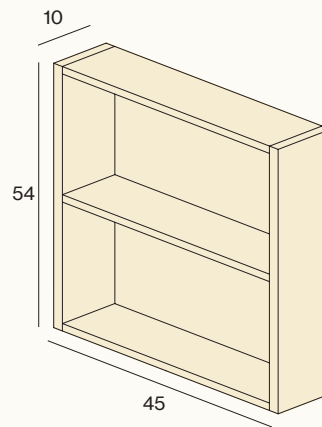
ADJUSTMENT LATERAL STRIP



H	REF	NATURE WOOD	LACQUERED
27	CM11.27	-	-
54	CM11.54	-	-
81	CM11.81	-	-

X according to specification.

DECORATIVE SIDE SHELVES



REF	NATURE WOOD	LACQUERED
CM12	-	-




Step

Features and equipment	254
Customise your Step furniture	255
Wall hung vanity units	256
Vanity + countertop	257



3D DRAWERS

Hettich metal drawers anthracite colour and with 3 adjustment regulations. The guides are of total extraction and progressive soft close.



ANTHRACITE FULLCOLOR

All the interior parts of the furniture are finished in anthracite grey. Where the furniture is lacquered on the outside, the inside anthracite finish is also lacquered.



DECOBUILD SYSTEM

Furniture made with 19 mm boards cleverly glued to create a clean look with no visible hardware. Durable and hard wearing.



HANGING SYSTEM SELF DISCLOSE

This wall fixing system has anti-sag security with a load capacity of 150 Kg.

Configure and customise your Step pack

Always available from stock

- ✔ A finish
- ✔ Two colours
- ✔ Three countertops


A Choose the colour

Lacquered

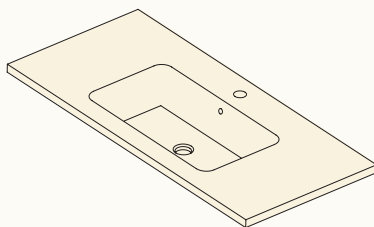
Nature wood

Matte Blanco

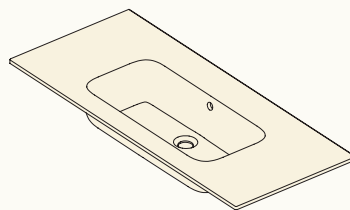
Sand



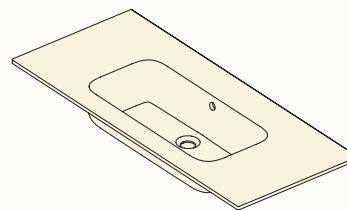
B Choose the countertop



CERAMICS



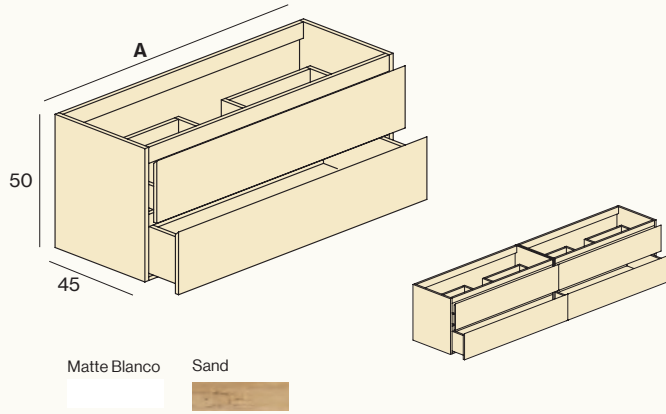
SOLID MINERAL - GLOSS



SOLID MINERAL - MATTE

WALL HUNG VANITY UNITS

2 DRAWERS



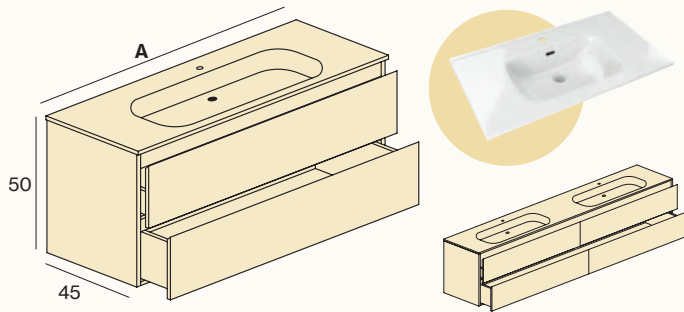
A (cm)	SINK	BLANCO	SAND	RRP
		REF	REF	
60		S201.060.CB	S201.060.CS	-
80		S201.080.CB	S201.080.CS	-
100		S201.100.CB	S201.100.CS	-
120		S201.120.CB	S201.120.CS	-
120X		S201.120.XB	S201.120.XS	-



· Product in stock.

VANITY + COUNTERTOP

2 DRAWERS + CERAMIC COUNTERTOP

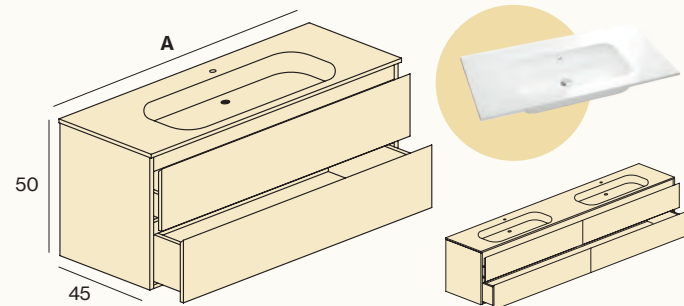


Matte Blanco

Sand

A (cm)	SINK	BLANCO	SAND	RRP
		REF	REF	
60		S901.060.CB	S901.060.CS	-
80		S901.080.CB	S901.080.CS	-
100		S901.100.CB	S901.100.CS	-
120		S901.120.CB	S901.120.CS	-
120X		S901.120.XB	S901.120.XS	-

2 DRAWERS + SOLID COUNTERTOP - HARD (Gloss)

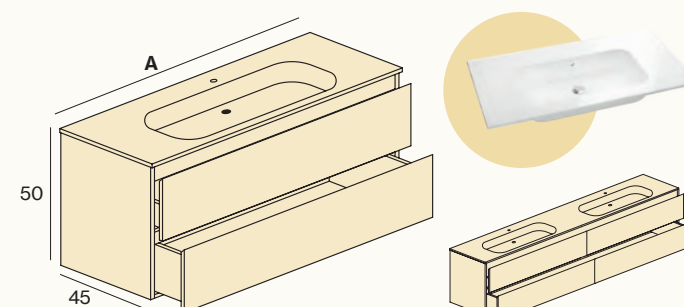


Matte Blanco

Sand

A (cm)	SINK	BLANCO	SAND	RRP
		REF	REF	
60		S902.060.CB	S902.060.CS	-
80		S902.080.CB	S902.080.CS	-
100		S902.100.CB	S902.100.CS	-
120		S902.120.CB	S902.120.CS	-
120X		S902.120.XB	S902.120.XS	-

2 DRAWERS + SOLID COUNTERTOP - HARD (Matte)



Matte Blanco

Sand

A (cm)	SINK	BLANCO	SAND	RRP
		REF	REF	
60		S903.060.CB	S903.060.CS	-
80		S903.080.CB	S903.080.CS	-
100		S903.100.CB	S903.100.CS	-
120		S903.120.CB	S903.120.CS	-
120X		S903.120.XB	S903.120.XS	-



· Product in stock.



03 Countertops

Integrated, flat-tops, sinks and totems.
Solutions and materials for everyone.

MATERIALS

Specifications and information on the materials is shown on page 351.

COUNTERTOP WITH STANDARD INTEGRATED SINK




Ceramics

page 262



Glass Blanco


page 263



Solid Mineral

page 264


COUNTERTOP WITH CUSTOMISED INTEGRATED SINK



Solid Mineral

page 268



Solid Surface  eco

page 270



Natural Stone

page 272



Cristalcolor


page 274

COUNTERTOP SINK



**Ceramics /
Ceramcolor**

page 276



Microcement

page 278



Natural Stone


page 279



Solid Surface  eco

page 280

TOTEMS



Solid Surface  *eco*

page 283

FLAT COUNTERTOPS



Nature Wood

page 284




Lacquered

page 285




Marine Plywood Board

page 286




Solid Oak Wood

page 287



Solid Mineral

page 288



Solid Surface  *eco*

page 289



Ceramcolor

page 290



Natural Stone

page 291

COUNTERTOP ACCESSORIES



Wall brackets

page 292



Valves

page 292



Decorative syphons

page 293



Towels

page 293

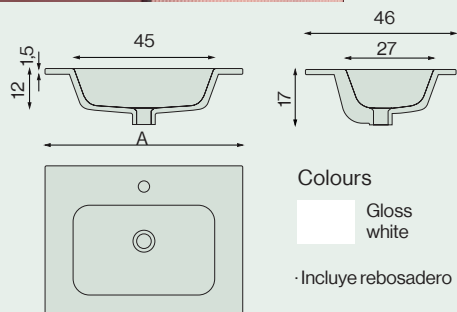


Countertops baseboards

page 293

CERAMICS

CERAMICS



SINK POSITION

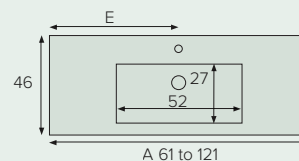
A (cm)

E(cm)

REF

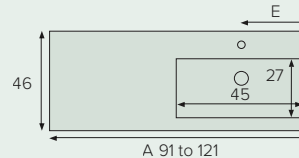
RRP

CENTERED



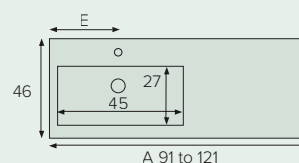
61	30	EC.061.C	-
71	35	EC.071.C	-
81	40	EC.081.C	-
91	45	EC.091.C	-
101	50	EC.101.C	-
121	60	EC.121.C	-

RIGHT



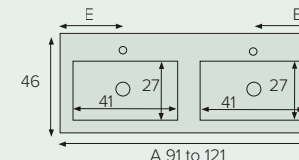
91	30	EC.091.D	-
101	35	EC.101.D	-
121	30	EC.121.D	-

LEFT



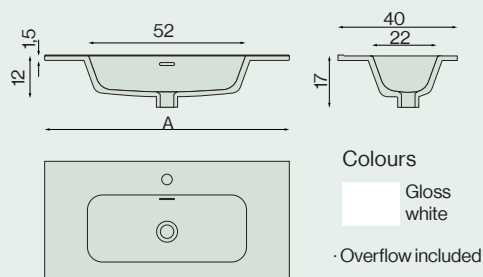
91	30	EC.091.I	-
101	35	EC.101.I	-
121	40	EC.121.I	-

DOUBLE



121	30	EC.121.X	-
141	35	EC.141.X	-

CERAMICS 39 depth



SINK POSITION

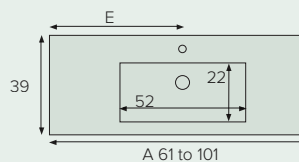
A (cm)

E(cm)

REF

RRP

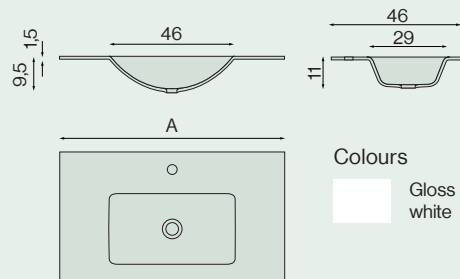
CENTERED



61	30	EC.061.R	-
71	35	EC.071.R	-
81	45	EC.081.R	-
101	50	EC.101.R	-

GLASS BLANCO

GLASS BLANCO



SINK POSITION

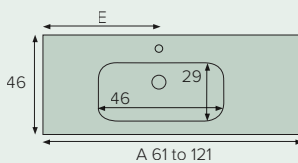
A (cm)

E(cm)

REF

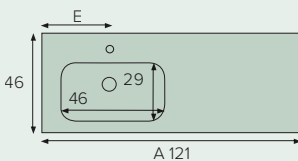
RRP

CENTERED



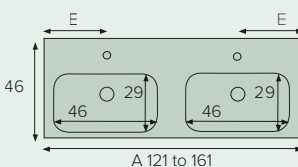
61	30	EL.061.C	-
71	35	EL.071.C	-
81	40	EL.081.C	-
91	45	EL.091.C	-
101	50	EL.101.C	-
121	60	EL.121.C	-

LEFT



121	40	EL.121.I	-
------------	----	----------	---

DOUBLE



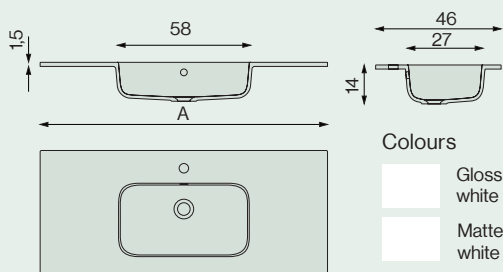
121	30	EL.121.X	-
141	35	EL.141.X	-
161	40	EL.161.X	-

& complement

Valves and syphons
page 292

SOLID MINERAL

HARD

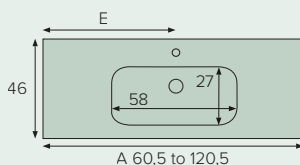


· Overflow included

SINK POSITION

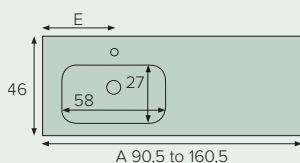
A (cm) E(cm) Matte Gloss RRP

CENTERED



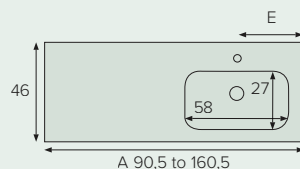
60,5	30	EH.061.CM	EH.061.CB	-
70,5	35	EH.071.CM	EH.071.CB	-
80,5	40	EH.081.CM	EH.081.CB	-
90,5	45	EH.091.CM	EH.091.CB	-
100,5	50	EH.101.CM	EH.101.CB	-
120,5	60	EH.121.CM	EH.121.CB	-

LEFT



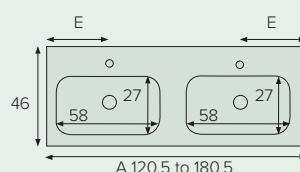
90,5	30	EH.091.IM	EH.091.IB	-
100,5	30	EH.101.IM	EH.101.IB	-
120,5	40	EH.121.IM	EH.121.IB	-
140,5	35	EH.141.IM	EH.141.IB	-
160,5	40	EH.161.IM	EH.161.IB	-

RIGHT



90,5	30	EH.091.DM	EH.091.DB	-
100,5	30	EH.101.DM	EH.101.DB	-
120,5	40	EH.121.DM	EH.121.DB	-
140,5	35	EH.141.DM	EH.141.DB	-
160,5	40	EH.161.DM	EH.161.DB	-

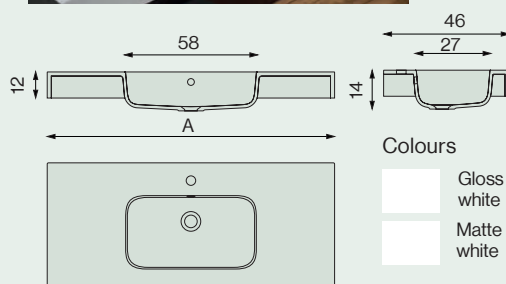

DOUBLE



120,5	30	EH.121.XM	EH.121.XB	-
140,5	35	EH.141.XM	EH.141.XB	-
160,5	40	EH.161.XM	EH.161.XB	-
180,5	45	EH.181.XM	EH.181.XB	-

· For 60,5, 120,5 and 140,5 double, the sink is 48 cm wide.

MUR

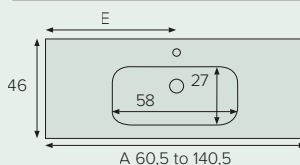


· Wall brackets included
· Overflow included

SINK POSITION

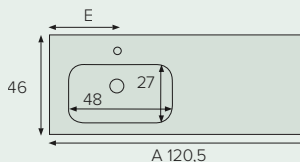
A (cm) E(cm) Matte Gloss RRP

CENTERED



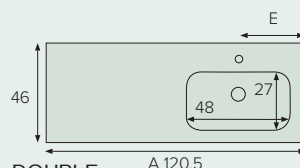
60,5	30	EM.061.CM	EM.061.CB	-
70,5	35	EM.071.CM	EM.071.CB	-
80,5	40	EM.081.CM	EM.081.CB	-
90,5	45	EM.091.CM	EM.091.CB	-
100,5	50	EM.101.CM	EM.101.CB	-
120,5	60	EM.121.CM	EM.121.CB	-
140,5	60	EM.141.CM	EM.141.CB	-

LEFT



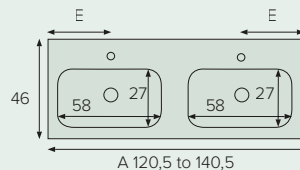
120,5	30	EM.121.IM	EM.121.IB	-
-------	----	-----------	-----------	---

RIGHT



120,5	30	EM.121.DM	EM.121.DB	-
-------	----	-----------	-----------	---

DOUBLE

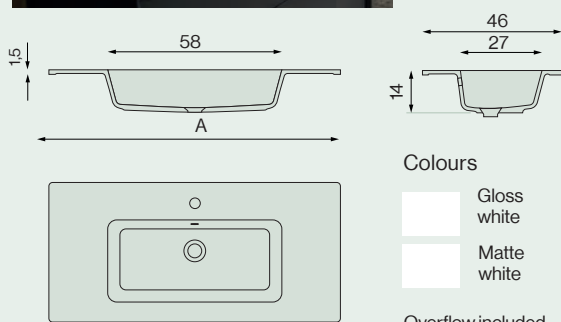



120,5	30	EM.121.XM	EM.121.XB	-
140,5	35	EM.141.XM	EM.141.XB	-

· For 60,5 and 120,5 double countertops, the sink is 48 cm wide

SOLID MINERAL

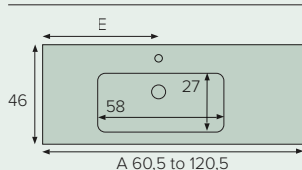
PRISMA



SINK POSITION

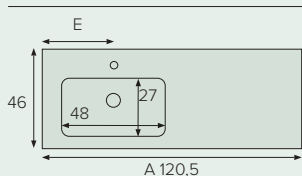
A (cm) E(cm) Matte Gloss RRP

CENTERED



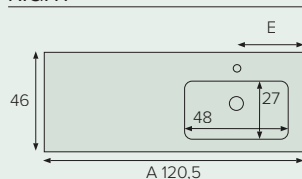
60,5	30	EP061.CM	EP061.CB	-
80,5	40	EP081.CM	EP081.CB	-
90,5	45	EP091.CM	EP091.CB	-
100,5	50	EP101.CM	EP101.CB	-
120,5	60	EP121.CM	EP121.CB	-

LEFT



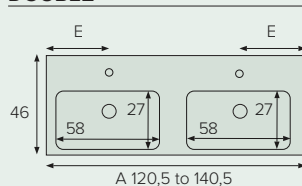
120,5	30	EP121.IM	EP121.IB	-
-------	----	----------	----------	---

RIGHT



120,5	30	EP121.DM	EP121.DB	-
-------	----	----------	----------	---

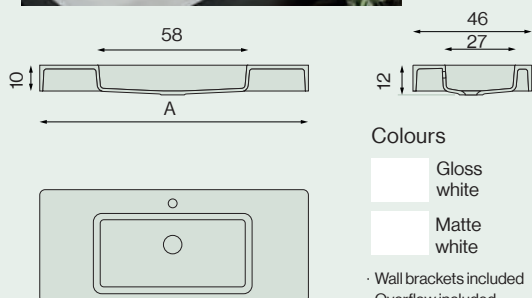
DOUBLE



120,5	30	EP121.XM	EP121.XB	-
140,5	35	EP141.XM	EP141.XB	-

· For 60,5 and 120,5 double countertops, the sink is 48 cm wide

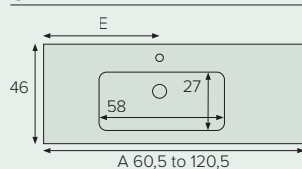
WALL



SINK POSITION

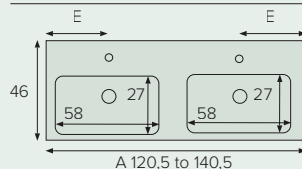
A (cm) E(cm) Matte Gloss RRP

CENTERED



60,5	30	EA.061.CM	EA.061.CB	-
80,5	40	EA.081.CM	EA.081.CB	-
90,5	45	EA.091.CM	EA.091.CB	-
100,5	50	EA.101.CM	EA.101.CB	-
120,5	60	EA.121.CM	EA.121.CB	-

DOUBLE



120,5	30	EA.121.XM	EA.121.XB	-
140,5	35	EA.141.XM	EA.141.XB	-

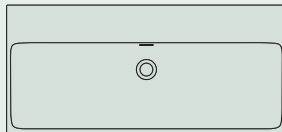
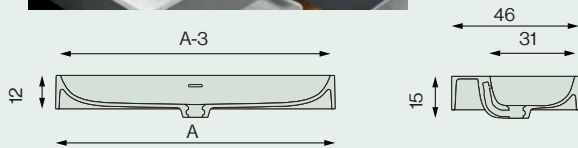
· For 60,5 and 120,5 double countertops, the sink is 48 cm wide

& complement

Valves and syphons
page 292

SOLID MINERAL

WAVE



Colours

- Gloss white
- Matte white

SINK POSITION

A (cm) E(cm)

Matte

Gloss

RRP

CENTERED

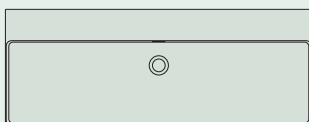
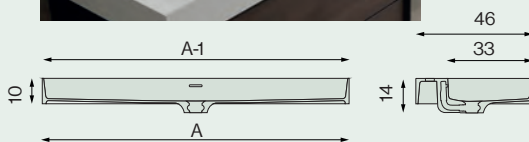
A (cm)	E (cm)	Matte	Gloss	RRP
60,5	30	EW.061.CM	EW.061.CB	-
70,5	35	EW.071.CM	EW.071.CB	-
80,5	40	EW.081.CM	EW.081.CB	-
90,5	45	EW.091.CM	EW.091.CB	-
100,5	50	EW.101.CM	EW.101.CB	-

DOUBLE

A (cm)	E (cm)	Matte	Gloss	RRP
120,5	30	EW.121.XM	EW.121.XB	-

- Ceramic of thickness 1,5 cm
- Overflow hole included
- Fixing wall supports included

THIN



Colours

- Matte white

SINK POSITION

A (cm) E(cm)

Matte

RRP

CENTERED

A (cm)	E (cm)	Matte	RRP
60,5	30	ET.061.CM	-
70,5	35	ET.071.CM	-
80,5	40	ET.081.CM	-
90,5	45	ET.091.CM	-
100,5	50	ET.101.CM	-
120,5	60	ET.121.CM	-

- Ceramic thickness 0,5 cm
- Overflow hole included
- Fixing wall supports included

SOLID MINERAL

FLY

SINK POSITION

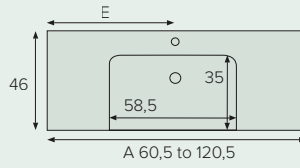
A (cm) E(cm)

Matte

Gloss

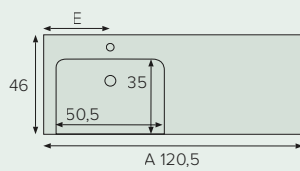
RRP

CENTERED



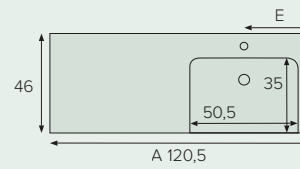
A (cm)	E (cm)	Matte	Gloss	RRP
60,5	30	EF.061.CM	EF.061.CB	-
70,5	35	EF.071.CM	EF.071.CB	-
80,5	40	EF.081.CM	EF.081.CB	-
90,5	45	EF.091.CM	EF.091.CB	-
100,5	50	EF.101.CM	EF.101.CB	-
120,5	60	EF.121.CM	EF.121.CB	-

LEFT



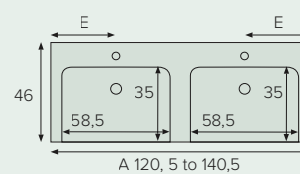
A (cm)	E (cm)	Matte	Gloss	RRP
120,5	30	EF.121.IM	EF.121.IB	-

RIGHT

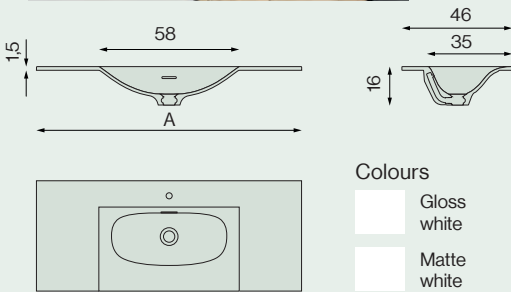


A (cm)	E (cm)	Matte	Gloss	RRP
120,5	30	EF.121.DM	EF.121.DB	-

DOUBLE



A (cm)	E (cm)	Matte	Gloss	RRP
120,5	30	EF.121.XM	EF.121.XB	-
140,5	35	EF.141.XM	EF.141.XB	-



Colours

- Gloss white
- Matte white

· To 60,5cm countertop and countertop for 120,5 cm with sink 50,5 · 35 cm.

HUG



DECORATIVE POSITION

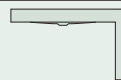
A (cm)

E (cm)

Matte

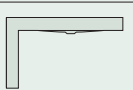
RRP

RIGHT



A (cm)	E (cm)	Matte	RRP
90	50	EG.090.DM	-
110	60	EG.110.DM	-
130	70	EG.130.DM	-

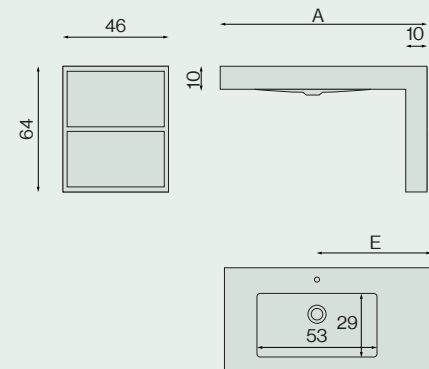
LEFT



A (cm)	E (cm)	Matte	RRP
90	50	EG.090.IM	-
110	60	EG.110.IM	-
130	70	EG.130.IM	-

Colours

- Matte white



- Countertop can be ordered without tap hole
- Other special designs available

& complement

Valeves and syphons
page 292

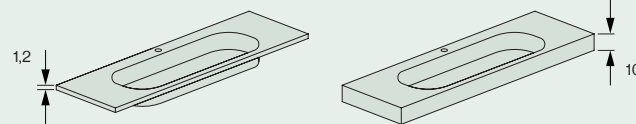

SOLID MINERAL

CUSTOMISE AND CONFIGURE TO YOUR SPECIFICATION

Choose the size, thickness and add the perfect sink for you.



Colours



SINK POSITION	A (cm)	E(cm)	REF	RRP	REF	RRP
CENTERED						
	61	30	ES.061.CP	-	ES.061.CM	-
	71	35	ES.071.CP	-	ES.071.CM	-
	81	40	ES.081.CP	-	ES.081.CM	-
	91	45	ES.091.CP	-	ES.091.CM	-
	101	50	ES.101.CP	-	ES.101.CM	-
	121	60	ES.121.CP	-	ES.121.CM	-
	141	70	ES.141.CP	-	ES.141.CM	-
	161	80	ES.161.CP	-	ES.161.CM	-
181	90	ES.181.CP	-	ES.181.CM	-	
201	100	ES.201.CP	-	ES.201.CM	-	
LEFT						
	91	30	ES.091.IP	-	ES.091.IM	-
	101	35	ES.101.IP	-	ES.101.IM	-
	121	40	ES.121.IP	-	ES.121.IM	-
	141	35	ES.141.IP	-	ES.141.IM	-
	161	40	ES.161.IP	-	ES.161.IM	-
181	45	ES.181.IP	-	ES.181.IM	-	
201	50	ES.201.IP	-	ES.201.IM	-	
RIGHT						
	91	30	ES.091.DP	-	ES.091.DM	-
	101	35	ES.101.DP	-	ES.101.DM	-
	121	40	ES.121.DP	-	ES.121.DM	-
	141	35	ES.141.DP	-	ES.141.DM	-
	161	40	ES.161.DP	-	ES.161.DM	-
181	45	ES.181.DP	-	ES.181.DM	-	
201	50	ES.201.DP	-	ES.201.DM	-	
DOUBLE						
	121	30	ES.121.XP	-	ES.121.XM	-
	141	35	ES.141.XP	-	ES.141.XM	-
	161	40	ES.161.XP	-	ES.161.XM	-
	181	45	ES.181.XP	-	ES.181.XM	-
	201	50	ES.201.XP	-	ES.201.XM	-



SPECIAL DIMENSIONS

Order with no extra charge:

- Special widths. Simply use the price for the next size up

- Skirt height from 5 cm to 10 cm.

TAP AND SINK HOLE

- It is possible to order the sink without tap hole.

- Customised sink axis.

- Available with overflow hole.

& complement

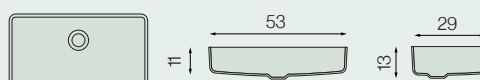
Valves and syphons, wall brackets, towels racks, countertops baseboards pages 292-293

SINKS TO CHOOSE

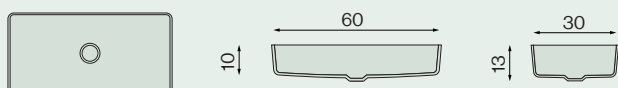
MINI



OBI

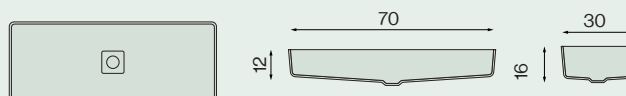


LIENA



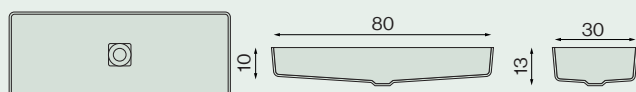
- Available for countertops from 70 cm.
- Available for countertops from 140 cm.

AMUR



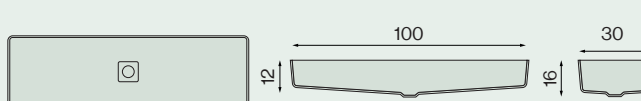
- Available for countertops from 80 cm.
- Available for countertops from 160 cm.

VOIGA



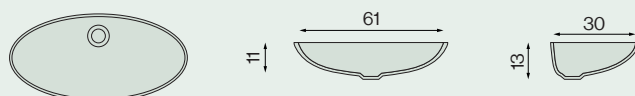
- Available for countertops from 90 cm.
- Available for countertops from 180 cm.

SKYE



- Available for countertops from 110 cm.
- Not available for countertops.

OVAL



- Available for countertops from 70 cm.
- Available for countertops from 140 cm.

OVERFLOW HOLE EXTRA KIT




REF	RRP
CE29	-

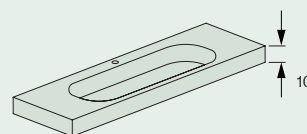
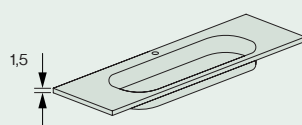

SOLID SURFACE 

CUSTOMISE AND CONFIGURE

Choose the size and thickness and add the desired sink.



Colours



SINK POSITION	A (cm)	E (cm)	REF	RRP	REF	RRP
CENTERED						
	61	30	EJ.061.CP	-	EJ.061.CM	-
	71	35	EJ.071.CP	-	EJ.071.CM	-
	81	40	EJ.081.CP	-	EJ.081.CM	-
	91	45	EJ.091.CP	-	EJ.091.CM	-
	101	50	EJ.101.CP	-	EJ.101.CM	-
	121	60	EJ.121.CP	-	EJ.121.CM	-
	141	70	EJ.141.CP	-	EJ.141.CM	-
	161	80	EJ.161.CP	-	EJ.161.CM	-
181	90	EJ.181.CP	-	EJ.181.CM	-	
201	100	EJ.201.CP	-	EJ.201.CM	-	
LEFT						
	91	30	EJ.091.IP	-	EJ.091.IM	-
	101	35	EJ.101.IP	-	EJ.101.IM	-
	121	40	EJ.121.IP	-	EJ.121.IM	-
	141	35	EJ.141.IP	-	EJ.141.IM	-
	161	40	EJ.161.IP	-	EJ.161.IM	-
181	45	EJ.181.IP	-	EJ.181.IM	-	
201	50	EJ.201.IP	-	EJ.201.IM	-	
RIGHT						
	91	30	EJ.091.DP	-	EJ.091.DM	-
	101	35	EJ.101.DP	-	EJ.101.DM	-
	121	40	EJ.121.DP	-	EJ.121.DM	-
	141	35	EJ.141.DP	-	EJ.141.DM	-
	161	40	EJ.161.DP	-	EJ.161.DM	-
181	45	EJ.181.DP	-	EJ.181.DM	-	
201	50	EJ.201.DP	-	EJ.201.DM	-	
DOUBLE						
	121	30	EJ.121.XP	-	EJ.121.XM	-
	141	35	EJ.141.XP	-	EJ.141.XM	-
	161	40	EJ.161.XP	-	EJ.161.XM	-
	181	45	EJ.181.XP	-	EJ.181.XM	-
	201	50	EJ.201.XP	-	EJ.201.XM	-



SPECIAL DIMENSIONS

Order with no extra charge:

- Special widths. Simply use the price for the next size up.
- Skirt height from 5 cm to 10 cm.

TAP AND SINK HOLE

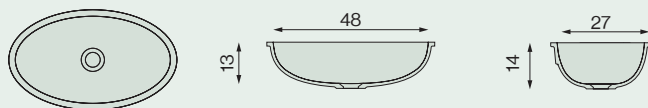
- It is possible to order the sink without tap hole.
- Customised sink axis.
- Available with overflow hole.

& complement

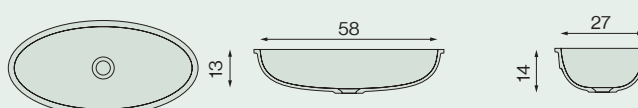
Valves and syphons, wall brackets, towels racks, countertops baseboards pages 292-293

SINKS TO CHOOSE

VICTORIA

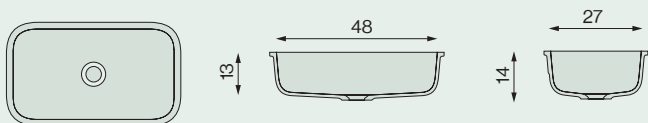


ONTARIO

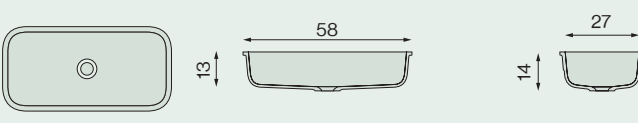


- Available for countertops from 70 cm.
- Available for countertops from 140 cm.

BAIKAL

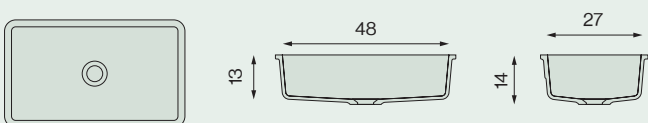


NYASSA

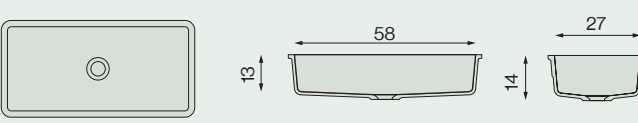


- Available for countertops from 70 cm.
- Available for countertops from 140 cm.

NESS

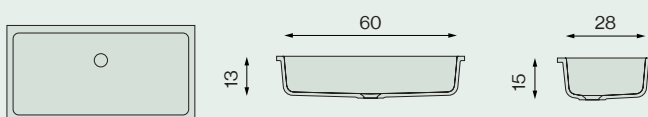


ERIE



- Available for countertops from 70 cm.
- Available for countertops from 140 cm.

NASSER



- Available for countertops from 70 cm.
- Available for countertops from 140 cm.

OVERFLOW HOLE EXTRA KIT



REF	RRP
CE30	-

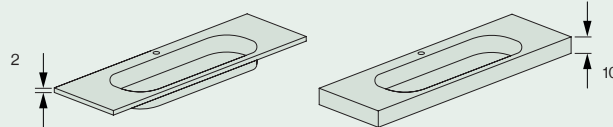

NATURAL STONE

CUSTOMISE AND CONFIGURE

Choose the size and thickness and add the desired sink.



Colours



SINK POSITION	A (cm)	E(cm)	REF	RRP	REF	RRP
CENTERED						
	61	30	EQ.061.CP	-	EQ.061.CM	-
	71	35	EQ.071.CP	-	EQ.071.CM	-
	81	40	EQ.081.CP	-	EQ.081.CM	-
	91	45	EQ.091.CP	-	EQ.091.CM	-
	101	50	EQ.101.CP	-	EQ.101.CM	-
	121	60	EQ.121.CP	-	EQ.121.CM	-
	141	70	EQ.141.CP	-	EQ.141.CM	-
	161	80	EQ.161.CP	-	EQ.161.CM	-
	181	90			EQ.181.CM	-
201	100			EQ.201.CM	-	
LEFT						
	91	30	EQ.091.IP	-	EQ.091.IM	-
	101	35	EQ.101.IP	-	EQ.101.IM	-
	121	40	EQ.121.IP	-	EQ.121.IM	-
	141	35	EQ.141.IP	-	EQ.141.IM	-
	161	40	EQ.161.IP	-	EQ.161.IM	-
	181	45			EQ.181.IM	-
201	50			EQ.201.IM	-	
RIGHT						
	91	30	EQ.091.DP	-	EQ.091.DM	-
	101	35	EQ.101.DP	-	EQ.101.DM	-
	121	40	EQ.121.DP	-	EQ.121.DM	-
	141	35	EQ.141.DP	-	EQ.141.DM	-
	161	40	EQ.161.DP	-	EQ.161.DM	-
	181	45			EQ.181.DM	-
201	50			EQ.201.DM	-	
DOUBLE						
	121	30	EQ.121.XP	-	EQ.121.XM	-
	141	35	EQ.141.XP	-	EQ.141.XM	-
	161	40	EQ.161.XP	-	EQ.161.XM	-
	181	45	EQ.181.XP	-	EQ.181.XM	-
	201	50			EQ.201.XM	-



SPECIAL DIMENSIONS

- Order with no extra charge:
- Special widths. Simply use the price for the next size up
- Skirt height from 5cm to 10 cm.

TAP AND SINK HOLE

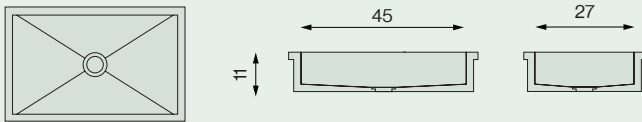
- It is possible to order the sink without tap hole.

& complement

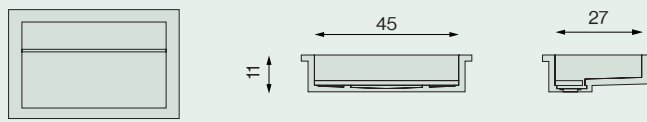
Valves and syphons, wall brackets, towels racks, countertops baseboards pages 292-293

SINKS TO CHOOSE

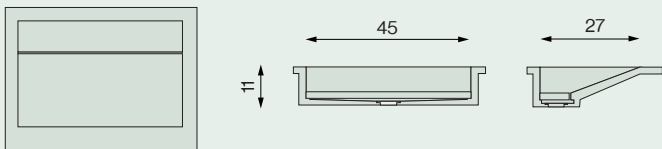
PLUS



REGATA



FALL



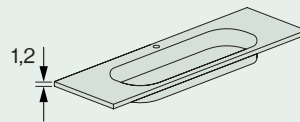

CRISTALCOLOR

CUSTOMISE AND CONFIGURE

Choose the size and add the desired sink.



Colours



SINK POSITION	A (cm)	E(cm)	REF	RRP
---------------	--------	-------	-----	-----

CENTERED

	61	30	EK.061.CP	-
	71	35	EK.071.CP	-
	81	40	EK.081.CP	-
	91	45	EK.091.CP	-
	101	50	EK.101.CP	-
	121	60	EK.121.CP	-
	141	70	EK.141.CP	-
	161	80	EK.161.CP	-
	181	90	EK.181.CP	-
201	100	EK.201.CP	-	

LEFT

	91	30	EK.091.IP	-
	101	35	EK.101.IP	-
	121	40	EK.121.IP	-
	141	35	EK.141.IP	-
	161	40	EK.161.IP	-
	181	45	EK.181.IP	-
201	50	EK.201.IP	-	

RIGHT

	91	30	EK.091.DP	-
	101	35	EK.101.DP	-
	121	40	EK.121.DP	-
	141	35	EK.141.DP	-
	161	40	EK.161.DP	-
	181	45	EK.181.DP	-
201	50	EK.201.DP	-	

DOUBLE

	141	35	EK.141.XP	-
	161	45	EK.161.XP	-
	181	45	EK.181.XP	-
	201	50	EK.201.XP	-



SPECIAL DIMENSIONS

Order with no extra charge:

- Special widths. Simply use the price for the next size up.
- Skirt height from 5cm to 10 cm.

TAP AND SINK HOLE

- It is possible to order the sink without tap hole.

ESPECIAL COLOUR

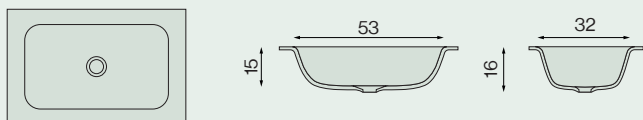
- It is possible to order special colours from the RAL chart.

& complement

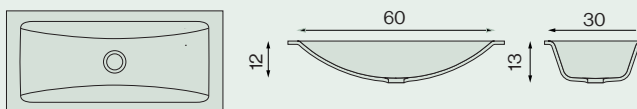
Valves and syphons,
page 292

SINKS TO CHOOSE

FLOW

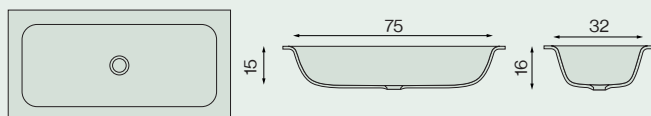


CANALE



- Available in countertops from 70cm.
- Not available in sink countertops.

SEA



- Available in countertops from 80cm.
- Available in double sinks between 180 and 200 cm.

CERAMIC / CERAMCOLOR

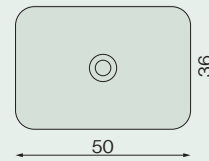
RECTÁNGULO



Colours



COLOUR	REF	RRP
Gloss Blanco	LR.WB	-
Matte Blanco	LR.WM	-
Matte Negro	LR.BK	-
Matte Tierra	LR.TR	-
Matte Cuarzo	LRCZ	-
Matte Acero	LR.AC	-
Matte Antracita	LR.AN	-
Matte Oliva	LR.VO	-



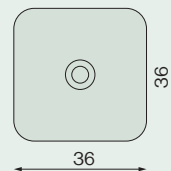
CUADRO



Colours




COLOUR	REF	RRP
Gloss Blanco	LC.WB	-
Matte Blanco	LC.WM	-
Matte Negro	LC.BK	-
Matte Tierra	LC.TR	-
Matte Cuarzo	LCCZ	-
Matte Acero	LC.AC	-
Matte Antracita	LC.AN	-
Matte Oliva	LC.VO	-



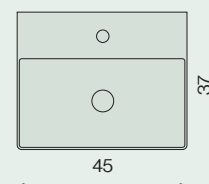

SQUARE



Colours



COLOUR	REF	RRP
Gloss Blanco	LS.WB	-
Matte Blanco	LS.WM	-
Matte Negro	LS.BK	-
Matte Tierra	LS.TR	-
Matte Cuarzo	LSCZ	-
Matte Acero	LS.AC	-
Matte Antracita	LS.AN	-
Matte Oliva	LS.VO	-



CERAMIC / CERAMCOLOR

ÓVALO



Colours

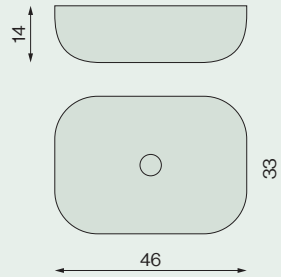


COLOUR

REF

RRP

Gloss Blanco	LVWB	-
Matte Blanco	LVWM	-
Matte Negro	LV.BK	-
Matte Tierra	LV.TR	-
Matte Cuarzo	LVCZ	-
Matte Acero	LV.AC	-
Matte Antracita	LV.AN	-
Matte Oliva	LVVO	-



CIRCUS



Colours

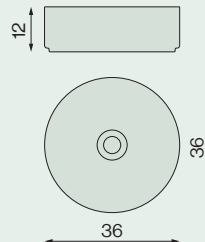


COLOUR

REF

RRP

Gloss Blanco	LUWB	-
Matte Blanco	LUWM	-
Matte Negro	LUBK	-
Matte Tierra	LUTR	-
Matte Cuarzo	LUCZ	-
Matte Acero	LU.AC	-
Matte Antracita	LU.AN	-
Matte Oliva	LUVO	-



EYE



Colours

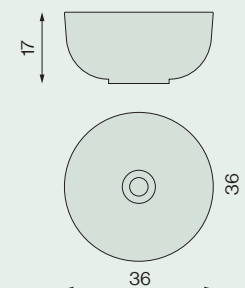


COLOUR

REF

RRP

Matte Blanco	LYWM	-
Matte Negro	LY.BK	-
Matte Tierra	LY.TR	-
Matte Cuarzo	LY.CZ	-
Matte Acero	LY.AC	-
Matte Antracita	LY.AN	-
Matte Oliva	LYVO	-



& complement

Valves and syphons,
Flat countertops
page 292

MICROCEMENT

CEMBAS



COLOUR

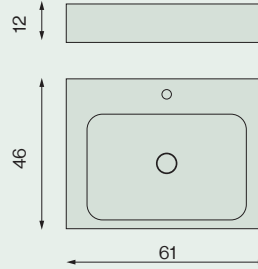
REF

RRP


Microcement

LP

-



CEMBOWL



COLOUR

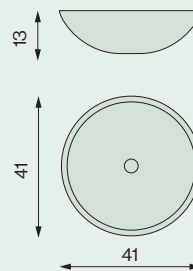
REF

RRP

Microcement


LW

-





NATURAL STONE

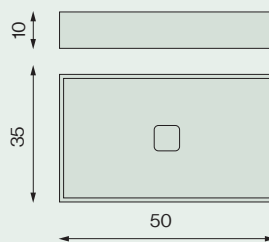
PIETRA



Colours



COLOUR	REF	RRP
Negro Marquina	LT.N	-
Carrara	LT.C	-
Verde India	LTV	-
Negro Compacto	LT.NC	-
Crema Marfil	LT.CM	-
Pietra Gris	LT.PG	-



& complement


Valves and syphons,
Flat countertops
page 292

SOLID SURFACE 

PRIM



Colours

 Matte white

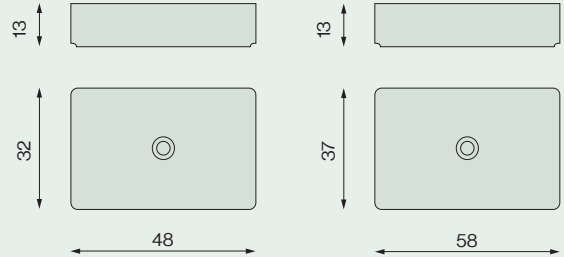


A (cm)

REF

RRP

48	LK.048	-
58	LK.058	-



CUADRA



Colours

 Matte white

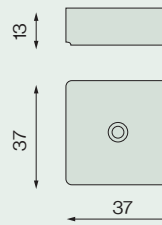


COLOUR

REF

RRP


Matte	LD	-
-------	----	---



CÍRCULO



Colours

 Matte white

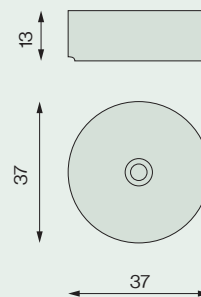


COLOUR

REF

RRP

Matte	LF	-
-------	----	---




SOLID SURFACE 

ROUND



Colours

 Matte white



COLOUR

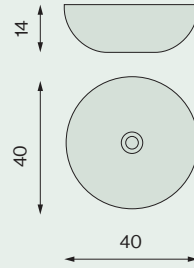
REF

RRP

Matte

LZ


-



ELIPTIC



Colours

 Matte white



COLOUR

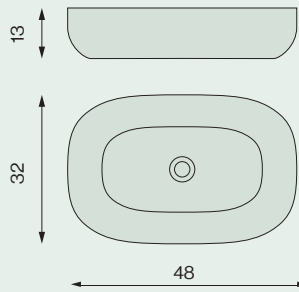
REF

RRP

Matte

LH


-



MAX



Colours

 Matte white



COLOUR

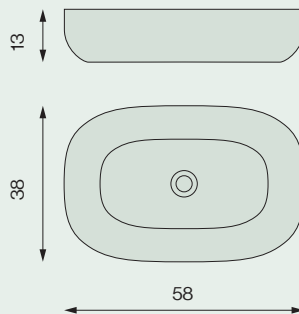
REF

RRP

Matte

LA

-



& complements


Valves and syphons,
Flat countertops
page 292

SOLID SURFACE 

SMILE



Colours

 Matte white



COLOUR

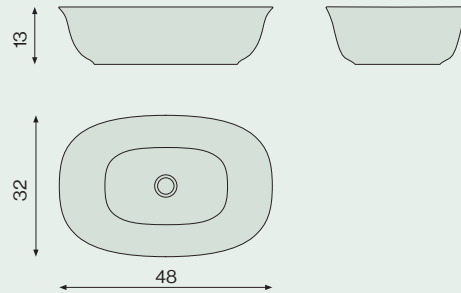
REF

RRP

Matte

LX


-



COPA



Colours

 Matte white



COLOUR

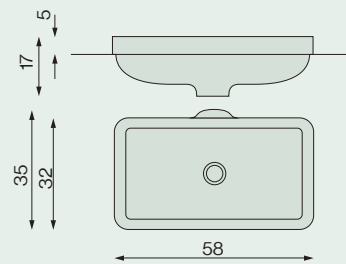
REF

RRP

Matte

LG

-



& complements

Valves and syphons,
Flat countertops
page 292

SOLID SURFACE 

BALOON



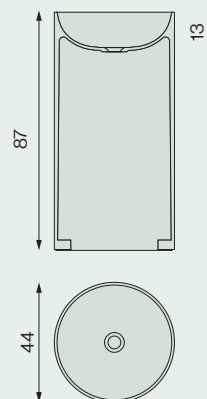
POSITION

REF


RRP

Ground drainpipe*	TB.S	-
Wall drainpipe	TB.P	-

*drainage pipe included



Colours

 Matte white

PILLAR



POSITION

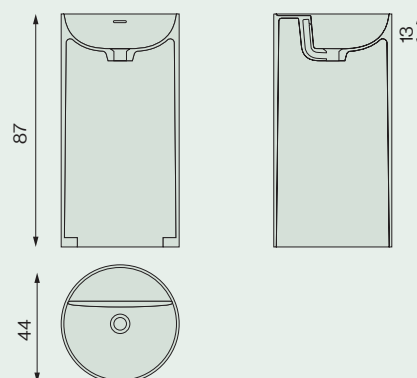
REF

RRP

Ground drainpipe*	TLS	-
Wall drainpipe	TL.P	-

Colours

 Matte white



COLUMN



POSITION


REF

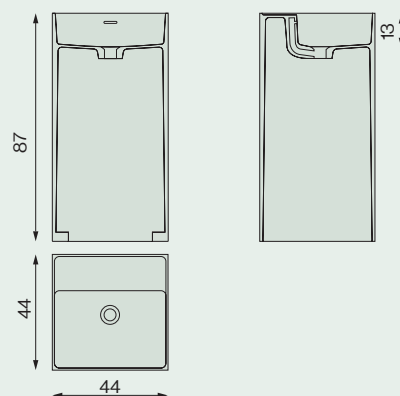
RRP

Ground drainpipe*	TCS	-
Wall drainpipe	TC.P	-

*drainage pipe included

Colours

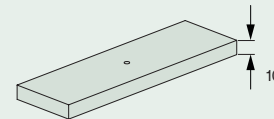
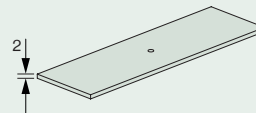

 Matte white



NATURE WOOD



Colours



SINK POSITION	A (cm)	E(cm)	REF	RRP	REF	RRP
CENTERED						
	61	30	PN.061.CP	-	PN.061.CM	-
	71	35	PN.071.CP	-	PN.071.CM	-
	81	40	PN.081.CP	-	PN.081.CM	-
	91	45	PN.091.CP	-	PN.091.CM	-
	101	50	PN.101.CP	-	PN.101.CM	-
	121	60	PN.121.CP	-	PN.121.CM	-
	141	70	PN.141.CP	-	PN.141.CM	-
	161	80	PN.161.CP	-	PN.161.CM	-
	181	90	PN.181.CP	-	PN.181.CM	-
	201	100	PN.201.CP	-	PN.201.CM	-
LEFT						
	91	30	PN.091.IP	-	PN.091.IM	-
	101	35	PN.101.IP	-	PN.101.IM	-
	121	40	PN.121.IP	-	PN.121.IM	-
	141	40	PN.141.IP	-	PN.141.IM	-
	161	40	PN.161.IP	-	PN.161.IM	-
	181	45	PN.181.IP	-	PN.181.IM	-
RIGHT						
	91	30	PN.091.DP	-	PN.091.DM	-
	101	35	PN.101.DP	-	PN.101.DM	-
	121	40	PN.121.DP	-	PN.121.DM	-
	141	40	PN.141.DP	-	PN.141.DM	-
	161	40	PN.161.DP	-	PN.161.DM	-
	181	45	PN.181.DP	-	PN.181.DM	-
DOUBLE						
	121	30	PN.121.XP	-	PN.121.XM	-
	141	35	PN.141.XP	-	PN.141.XM	-
	161	40	PN.161.XP	-	PN.161.XM	-
	181	45	PN.181.XP	-	PN.181.XM	-
201	50	PN.201.XP	-	PN.201.XM	-	



SPECIAL DIMENSIONS

- It is possible to order without surcharge:
- Special widths. Price of the higher dimension
- Depth reduced to 40 cm
- Skirt height from 5 cm to 10 cm



TAP AND SINK HOLE

- Its possible to order:
- Without sink hole / tap hole
- Sink shaft according to need
- Machining sinks out of catalogue

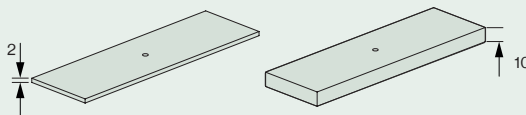
& complement

Valves and syphons, wall brackets, page 292

LACQUERED



Colours



SINK POSITION	A (cm)	E(cm)	REF	RRP	REF	RRP
CENTERED						
	61 to 201					
	61	30	PL.061.CP	-	PL.061.CM	-
	71	35	PL.071.CP	-	PL.071.CM	-
	81	40	PL.081.CP	-	PL.081.CM	-
	91	45	PL.091.CP	-	PL.091.CM	-
	101	50	PL.101.CP	-	PL.101.CM	-
	121	60	PL.121.CP	-	PL.121.CM	-
	141	70	PL.141.CP	-	PL.141.CM	-
	161	80	PL.161.CP	-	PL.161.CM	-
	181	90	PL.181.CP	-	PL.181.CM	-
201	100	PL.201.CP	-	PL.201.CM	-	
LEFT						
	91 to 201					
	91	30	PL.091.IP	-	PL.091.IM	-
	101	35	PL.101.IP	-	PL.101.IM	-
	121	40	PL.121.IP	-	PL.121.IM	-
	141	40	PL.141.IP	-	PL.141.IM	-
	161	40	PL.161.IP	-	PL.161.IM	-
RIGHT						
	91 to 201					
	91	30	PL.091.DP	-	PL.091.DM	-
	101	35	PL.101.DP	-	PL.101.DM	-
	121	40	PL.121.DP	-	PL.121.DM	-
	141	40	PL.141.DP	-	PL.141.DM	-
	161	40	PL.161.DP	-	PL.161.DM	-
DOUBLE						
	121 to 201					
	121	30	PL.121.XP	-	PL.121.XM	-
	141	40	PL.141.XP	-	PL.141.XM	-
	161	40	PL.161.XP	-	PL.161.XM	-
	181	45	PL.181.XP	-	PL.181.XM	-
201	50	PL.201.XP	-	PL.201.XM	-	



SPECIAL DIMENSIONS

It is possible to order without surcharge:

- Special widths. Price of the higher dimension
- Depth reduced to 40 cm
- Skirt height from 5 to 10 cm

TAP AND SINK HOLE

Its possible to order:

- Without sink hole / tap hole
- Sink shaft according to need
- Machining sinks out of catalogue

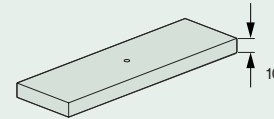
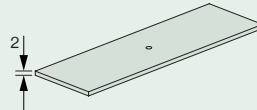
& complement

Valves and syphons, wall brackets, page 292

MARINE PLAYWOOD BOARD / Oak and Walnut veneer



Colours



	SINK POSITION	A (cm)	E(cm)	REF	RRP	REF	RRP
CENTERED							
		61	30	PT.061.CP	-	PT.061.CM	-
		71	35	PT.071.CP	-	PT.071.CM	-
		81	40	PT.081.CP	-	PT.081.CM	-
		91	45	PT.091.CP	-	PT.091.CM	-
		101	50	PT.101.CP	-	PT.101.CM	-
		121	60	PT.121.CP	-	PT.121.CM	-
		141	70	PT.141.CP	-	PT.141.CM	-
		161	80	PT.161.CP	-	PT.161.CM	-
		181	90	PT.181.CP	-	PT.181.CM	-
		201	100	PT.201.CP	-	PT.201.CM	-
LEFT							
		91	30	PT.091.IP	-	PT.091.IM	-
		101	35	PT.101.IP	-	PT.101.IM	-
		121	40	PT.121.IP	-	PT.121.IM	-
		141	40	PT.141.IP	-	PT.141.IM	-
		161	40	PT.161.IP	-	PT.161.IM	-
		181	45	PT.181.IP	-	PT.181.IM	-
RIGHT							
		91	30	PT.091.DP	-	PT.091.DM	-
		101	35	PT.101.DP	-	PT.101.DM	-
		121	40	PT.121.DP	-	PT.121.DM	-
		141	40	PT.141.DP	-	PT.141.DM	-
		161	40	PT.161.DP	-	PT.161.DM	-
		181	45	PT.181.DP	-	PT.181.DM	-
DOUBLE							
		121	30	PT.121.XP	-	PT.121.XM	-
		141	35	PT.141.XP	-	PT.141.XM	-
		161	40	PT.161.XP	-	PT.161.XM	-
		181	45	PT.181.XP	-	PT.181.XM	-
	201	50	PT.201.XP	-	PT.201.XM	-	



SPECIAL DIMENSIONS

It is possible to order without surcharge:

- Special widths. Price of the higher dimension

- Reduced depth to 40 cm

- Skirt hight from 5 to 10 cm

TAP AND SINK HOLE

Its possible to order:

- Without sink hole / tap hole

- Sink shaft according to need

- Machining sinks out of catalogue

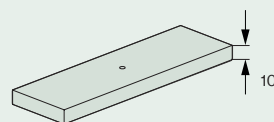
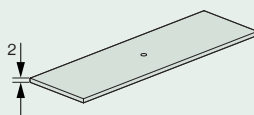

& complement

Valves and syphons, wall brackets, page 292

SOLID OAK WOOD



Colours



SINK POSITION	A (cm)	E(cm)	REF	RRP	REF	RRP
CENTERED						
	A 61 to 201					
	61	30	PZ.061.CP	-	PZ.061.CM	-
	71	35	PZ.071.CP	-	PZ.071.CM	-
	81	40	PZ.081.CP	-	PZ.081.CM	-
	91	45	PZ.091.CP	-	PZ.091.CM	-
	101	50	PZ.101.CP	-	PZ.101.CM	-
	121	60	PZ.121.CP	-	PZ.121.CM	-
	141	70	PZ.141.CP	-	PZ.141.CM	-
	161	80	PZ.161.CP	-	PZ.161.CM	-
	181	90	PZ.181.CP	-	PZ.181.CM	-
201	100	PZ.201.CP	-	PZ.201.CM	-	
LEFT						
	A 91 to 201					
	91	30	PZ.091.IP	-	PZ.091.IM	-
	101	35	PZ.101.IP	-	PZ.101.IM	-
	121	40	PZ.121.IP	-	PZ.121.IM	-
	141	40	PZ.141.IP	-	PZ.141.IM	-
	161	40	PZ.161.IP	-	PZ.161.IM	-
	181	45	PZ.181.IP	-	PZ.181.IM	-
201	50	PZ.201.IP	-	PZ.201.IM	-	
RIGHT						
	A 91 to 201					
	91	30	PZ.091.DP	-	PZ.091.DM	-
	101	35	PZ.101.DP	-	PZ.101.DM	-
	121	40	PZ.121.DP	-	PZ.121.DM	-
	141	40	PZ.141.DP	-	PZ.141.DM	-
	161	40	PZ.161.DP	-	PZ.161.DM	-
	181	45	PZ.181.DP	-	PZ.181.DM	-
201	50	PZ.201.DP	-	PZ.201.DM	-	
DOUBLE						
	A 121 to 201					
	121	30	PZ.121.XP	-	PZ.121.XM	-
	141	35	PZ.141.XP	-	PZ.141.XM	-
	161	40	PZ.161.XP	-	PZ.161.XM	-
	181	45	PZ.181.XP	-	PZ.181.XM	-
201	50	PZ.201.XP	-	PZ.201.XM	-	



SPECIAL DIMENSIONS

It is possible to order without surcharge:

- Special widths. Price of the higher dimension

- Reduced depth to 40 cm

- Skirt height from 5 to 10 cm

TAP AND SINK HOLE

Its possible to order:

- Without sink hole / tap hole


- Sink shaft according to need

- Machining sinks out of catalogue

& complement

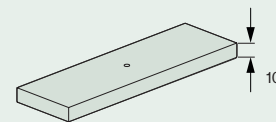
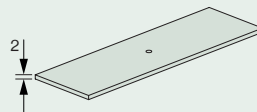
Valves and syphons, wall brackets, page 292

SOLID MINERAL



Colours

Matte white



SINK POSITION	A (cm)	E(cm)	REF	RRP	REF	RRP	
CENTERED							
	A 61 to 201	61	30	PS.061.CP	-	PS.061.CM	-
		71	35	PS.071.CP	-	PS.071.CM	-
		81	40	PS.081.CP	-	PS.081.CM	-
		91	45	PS.091.CP	-	PS.091.CM	-
		101	50	PS.101.CP	-	PS.101.CM	-
		121	60	PS.121.CP	-	PS.121.CM	-
		141	70	PS.141.CP	-	PS.141.CM	-
		161	80	PS.161.CP	-	PS.161.CM	-
		181	90	PS.181.CP	-	PS.181.CM	-
		201	100	PS.201.CP	-	PS.201.CM	-
LEFT							
	A 91 to 201	91	30	PS.091.IP	-	PS.091.IM	-
		101	35	PS.101.IP	-	PS.101.IM	-
		121	40	PS.121.IP	-	PS.121.IM	-
		141	40	PS.141.IP	-	PS.141.IM	-
		161	40	PS.161.IP	-	PS.161.IM	-
		181	45	PS.181.IP	-	PS.181.IM	-
RIGHT							
	A 91 to 201	91	30	PS.091.DP	-	PS.091.DM	-
		101	35	PS.101.DP	-	PS.101.DM	-
		121	40	PS.121.DP	-	PS.121.DM	-
		141	40	PS.141.DP	-	PS.141.DM	-
		161	40	PS.161.DP	-	PS.161.DM	-
		181	45	PS.181.DP	-	PS.181.DM	-
DOUBLE							
	A 121 to 201	121	30	PS.121.XP	-	PS.121.XM	-
		141	35	PS.141.XP	-	PS.141.XM	-
		161	40	PS.161.XP	-	PS.161.XM	-
		181	45	PS.181.XP	-	PS.181.XM	-
	201	50	PS.201.XP	-	PS.201.XM	-	



SPECIAL DIMENSIONS

It is possible to order without surcharge:

- Special widths. Price of the higher dimension

- Reduced depth to 40 cm

- Skirt hight from 5 to 10 cm

TAP AND SINK HOLE

Its possible to order:

- Without sink hole / tap hole


- Sink shaft according to need

- Machining sinks out of catalogue

& complement


Valves and syphons, wall brackets, towels racks, countertops baseboards pages 292-293

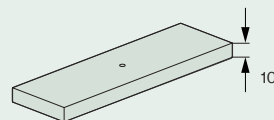
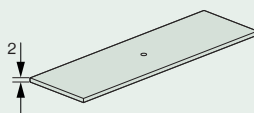
SOLID SURFACE 

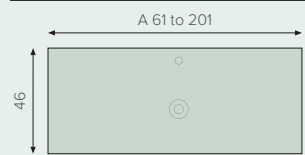
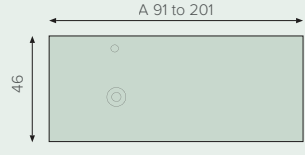




03 COUNTERTOPS

Colours

 Matte white



SINK POSITION	A (cm)	E(cm)	REF	RRP	REF	RRP
CENTERED						
	A 61 to 201	61	30	PJ.061.CP	-	PJ.061.CM
		71	35	PJ.071.CP	-	PJ.071.CM
		81	40	PJ.081.CP	-	PJ.081.CM
		91	45	PJ.091.CP	-	PJ.091.CM
		101	50	PJ.101.CP	-	PJ.101.CM
		121	60	PJ.121.CP	-	PJ.121.CM
		141	70	PJ.141.CP	-	PJ.141.CM
		161	80	PJ.161.CP	-	PJ.161.CM
		181	90	PJ.181.CP	-	PJ.181.CM
		201	100	PJ.201.CP	-	PJ.201.CM
LEFT						
	A 91 to 201	91	30	PJ.091.IP	-	PJ.091.IM
		101	35	PJ.101.IP	-	PJ.101.IM
		121	40	PJ.121.IP	-	PJ.121.IM
		141	40	PJ.141.IP	-	PJ.141.IM
		161	40	PJ.161.IP	-	PJ.161.IM
		181	45	PJ.181.IP	-	PJ.181.IM
RIGHT						
	A 91 to 201	91	30	PJ.091.DP	-	PJ.091.DM
		101	35	PJ.101.DP	-	PJ.101.DM
		121	40	PJ.121.DP	-	PJ.121.DM
		141	40	PJ.141.DP	-	PJ.141.DM
		161	40	PJ.161.DP	-	PJ.161.DM
		181	45	PJ.181.DP	-	PJ.181.DM
DOUBLE						
	A 121 to 201	121	30	PJ.121.XP	-	PJ.121.XM
		141	40	PJ.141.XP	-	PJ.141.XM
		161	40	PJ.161.XP	-	PJ.161.XM
		181	45	PJ.181.XP	-	PJ.181.XM
		201	50	PJ.201.XP	-	PJ.201.XM



SPECIAL DIMENSIONS

It is possible to order without surcharge:

- Special widths. Price of the higher dimension
- Reduced depth to 40 cm
- Skirt height from 5 to 10 cm



TAP AND SINK HOLE

- Its possible to order:
- Without sink hole / tap hole
 - Sink shaft according to need
 - Machining sinks out of catalogue

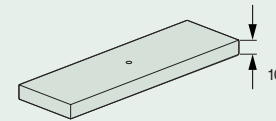
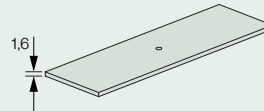
& complement

Valves and syphons, wall brackets, towels racks, countertops baseboards pages 292-293

CERAMCOLOR



Colours Matte



SINK POSITION	A (cm)	E(cm)	REF	RRP	REF	RRP
CENTERED						
	61	30	PC.061.CP	-	PC.061.CM	-
	71	35	PC.071.CP	-	PC.071.CM	-
	81	40	PC.081.CP	-	PC.081.CM	-
	91	45	PC.091.CP	-	PC.091.CM	-
	101	50	PC.101.CP	-	PC.101.CM	-
	121	60	PC.121.CP	-	PC.121.CM	-
	141	70	PC.141.CP	-	PC.141.CM	-
	161	80	PC.161.CP	-	PC.161.CM	-
	181	90	PC.181.CP	-	PC.181.CM	-
201	100	PC.201.CP	-	PC.201.CM	-	
LEFT						
	91	30	PC.091.IP	-	PC.091.IM	-
	101	35	PC.101.IP	-	PC.101.IM	-
	121	40	PC.121.IP	-	PC.121.IM	-
	141	40	PC.141.IP	-	PC.141.IM	-
	161	40	PC.161.IP	-	PC.161.IM	-
	181	45	PC.181.IP	-	PC.181.IM	-
201	50	PC.201.IP	-	PC.201.IM	-	
RIGHT						
	91	30	PC.091.DP	-	PC.091.DM	-
	101	35	PC.101.DP	-	PC.101.DM	-
	121	40	PC.121.DP	-	PC.121.DM	-
	141	40	PC.141.DP	-	PC.141.DM	-
	161	40	PC.161.DP	-	PC.161.DM	-
	181	45	PC.181.DP	-	PC.181.DM	-
201	50	PC.201.DP	-	PC.201.DM	-	
DOUBLE						
	121	30	PC.121.XP	-	PC.121.XM	-
	141	35	PC.141.XP	-	PC.141.XM	-
	161	40	PC.161.XP	-	PC.161.XM	-
	181	45	PC.181.XP	-	PC.181.XM	-
	201	50	PC.201.XP	-	PC.201.XM	-



SPECIAL DIMENSIONS

It is possible to order without surcharge:

- Special widths. Price of the higher dimension

- Reduced depth to 40 cm

- Skirt height from 5 to 10 cm

TAP AND SINK HOLE

Its possible to order:

- Without sink hole / tap hole




- Sink shaft according to need

- Machining sinks out of catalogue

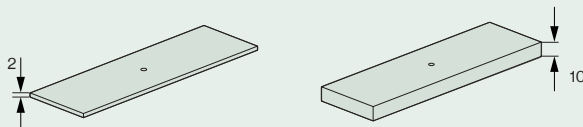

& complement

Valves and syphons, wall brackets, page 292

NATURAL STONE



Colours



SINK POSITION	A (cm)	E(cm)	REF	RRP	REF	RRP
CENTERED						
	61	30	PQ.061.CP	-	PQ.061.CM	-
	71	35	PQ.071.CP	-	PQ.071.CM	-
	81	40	PQ.081.CP	-	PQ.081.CM	-
	91	45	PQ.091.CP	-	PQ.091.CM	-
	101	50	PQ.101.CP	-	PQ.101.CM	-
	121	60	PQ.121.CP	-	PQ.121.CM	-
	141	70	PQ.141.CP	-	PQ.141.CM	-
	161	80	PQ.161.CP	-	PQ.161.CM	-
	181	90			PQ.181.CM	-
201	100			PQ.201.CM	-	
LEFT						
	91	30	PQ.091.IP	-	PQ.091.IM	-
	101	35	PQ.101.IP	-	PQ.101.IM	-
	121	40	PQ.121.IP	-	PQ.121.IM	-
	141	40	PQ.141.IP	-	PQ.141.IM	-
	161	40	PQ.161.IP	-	PQ.161.IM	-
	181	45			PQ.181.IM	-
201	50			PQ.201.IM	-	
RIGHT						
	91	30	PQ.091.DP	-	PQ.091.DM	-
	101	35	PQ.101.DP	-	PQ.101.DM	-
	121	40	PQ.121.DP	-	PQ.121.DM	-
	141	40	PQ.141.DP	-	PQ.141.DM	-
	161	40	PQ.161.DP	-	PQ.161.DM	-
	181	45			PQ.181.DM	-
201	50			PQ.201.DM	-	
DOUBLE						
	121	30	PQ.121.XP	-	PQ.121.XM	-
	141	40	PQ.141.XP	-	PQ.141.XM	-
	161	40	PQ.161.XP	-	PQ.161.XM	-
	181	45	PQ.181.XP	-	PQ.181.XM	-
	201	50			PQ.201.XM	-



SPECIAL DIMENSIONS

It is possible to order without surcharge:

- Special widths. Price of the higher dimension

- Reduced depth to 40 cm

- Skirt height from 5 to 10 cm

TAP AND SINK HOLE

Its possible to order:

- Without sink hole / tap hole

- Sink shaft according to need

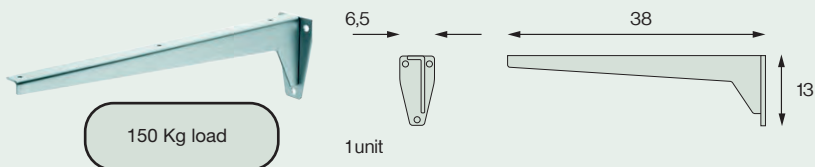
- Machining sinks out of catalogue

& complement

Valves and syphons, wall brackets, towels racks, countertops baseboards pages 292-293

WALL BRACKETS

FIXING SUPPORTS FOR WALL COUNTERTOPS



REF	RRP
CE01	-

Colours



VALVES

BASIC VALVES



COLOUR	REF	RRP
Gloss chrome	CE02	-
Matte white	CE03	-
Matte black	CE04	-

Not compatible with Decospace System

Colours



CERAMCOLOR VALVES



COLOUR	REF	RRP
Matte Blanco	CE05	-
Matte Negro	CE06	-
Matte Antracita	CE07	-
Matte Tierra	CE08	-

Not compatible with Decospace System

Colours



SOLID VALVES



MATERIAL	REF	RRP
Solid Mineral	CE09	-
Solid Surface	CE10	-

Not compatible with Decospace System

Colours



EMBELLISHER FOR DESCOPACE VALVES



COLOUR	REF	RRP
Matte white	CE11	-
Matte black	CE12	-
Gloss gold	CE13	-

Colours



DECORATIVE SYPHON

DECORATIVE SYPHON



COLOUR	REF	RRP
--------	-----	-----

Gloss chrome	CE14	-
Matte white	CE15	-
Matte black	CE16	-

Colours



TOWEL RACKS


FRONT TOWEL RACK (INTEGRATED)



MATERIAL	REF	RRP
----------	-----	-----

Natural Stone	CE17	-
Solid Mineral	CE18	-
Solid Surface	CE19	-

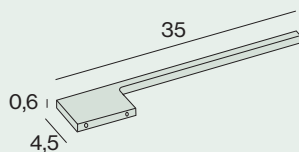

Stone Colours



Colours



TOWEL RAIL FOR SIDE PANEL



COLOUR	REF	RRP
--------	-----	-----

Gloss chrome	CM8.CB	-
Matte black	CM8.BK	-
Colour (lacquer chart)	CM8.CO	-

Colours



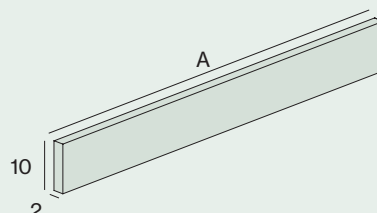
Lacquered colours




COUNTERTOP SURFACES



A(cm)	SOLID MINERAL		SOLID SURFACE		NATURAL STONE	
	REF	RRP (lineal meter)	REF	RRP (lineal meter)	REF	RRP (lineal meter)
From 40 to 100	CE20	-	CE23	-	CE26	-
From 100 to 160	CE21	-	CE24	-	CE27	-
From 160 to 200	CE22	-	CE25	-	CE28	-



Stone colours



Colours





A bathroom with white tiled walls, a showerhead, and a small vase on a ledge.

04 Mirrors

A seamless fusion of the latest LED technology with smooth, beveled and framed mirrors gives the perfect solution for every project.

SMOOTH

Wide range of essential mirrors with polished edges.



Rectangular Smooth

Page 300



Round Smooth

Page 300

REAR BACKLIGHT



Rounded

Page 301



Circled

Page 301



Retroled

Page 302




Filed

Page 302



Spined


Page 303



Frameled

Page 303

FRONT BACKLIGHT



Fronled

Page 304




Duoled

Page 304



Triled

Page 305



Eyeled

Page 305

METAL FRAMED



Metalrounded
Page 306



Metalsquareled
Page 306




Metalround
Page 307




Metalsquare
Page 307

FRAMED WOOD



Corner
Page 308




Luxor
Page 308

MIRROR CABINETS

Wardrobe with doors with great capacity and functionality fully covered with mirror.



Mirror cabinet 1 door
Page 309



Mirror cabinet 2 doors
Page 309

COMPLEMENT YOUR MIRROR

Customise your mirror with options including anti-fog, sensors, lights, etc.

Page 310

Each of the solutions can be customised.

Our products are certified and comply with the CE certificate and with IP44 in the case of backlit mirrors.

All the mirrors are 4mm thick with polished edges and are supplied with the necessary hardware for fitting with adjustable hangers.

Smooth mirrors with a gloss chrome side finish and an anti-shock foam to allow for a perfect fit and avoids vibrations.

Smooth mirrors can be fitted with our SAFE SYSTEM providing extra security and stops pieces falling off if broken.

Mirrors with led lighting.

See technical lighting info page 317.

Discover the options available for most models.



MIRRORS WITH ANTI-MIST

You can equip the mirror with an anti-fog system. A thermal foil adhered to the rear of the mirror will prevent the condensation of water on the mirror, improving the comfort of use and the perfect reflection of the mirror.



MIRRORS WITH COLD LIGHT AND / OR WARM

You can customise your mirror with the colour temperature you want, warmer or colder, from 3000°k to 5500°K. You can even equip your mirror with a touch sensor that will allow you to change the colour temperature, be it warm, neutral or cold.



MIRRORS WITH SENSOR ON / OFF

This option will allow you to turn the mirror on / off and change the light intensity if you need it with a light pressure on the touch sensor.



SCREEN SYSTEM WITH SENSOR ON / OFF

Technology allows us to replicate your mobile screen in the mirror. With this, you can easily reproduce all the contents of your mobile, such as videos and photos, in the mirror. Compatible with IOS and Android.



MIRRORS WITH BLUETOOTH

You can link your mobile to the mirror by bluetooth and enjoy your music in the bathroom.



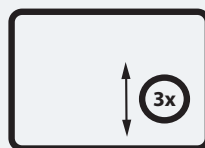
ANTI-MIST SENSOR

ON / OFF sensor for anti-fog sheet.



MAGNIFYING MIRRORX5 LED


You can customise your mirror with a x5 magnifying mirror with integrated LED



MOBILE MAGNIFYING MIRROR

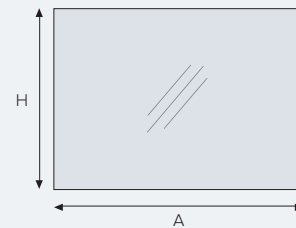
You can equip the mirror with a magnetized x3 mirror that allows you to place it in the right area of the mirror and adjust its height position or store it in the furniture.

RECTANGULAR SMOOTH: Standard and measured




- Basic standard: with bracket to hang.
- Security standard: mirror with security system and antishock chromed sides.
- Customised security: customised mirror with security system and antishock chromed sides.

TYPES	A (cm)	H (cm)	REF	RRP
Basic standard				
60	80	80	SLB.06080	-
70	80	80	SLB.07080	-
80	80	80	SLB.08080	-
90	80	80	SLB.09080	-
100	80	80	SLB.10080	-
120	80	80	SLB.12080	-
140	80	80	SLB.14080	-
Secured standard				
60	80	80	SLS.06080	-
70	80	80	SLS.07080	-
80	80	80	SLS.08080	-
90	80	80	SLS.09080	-
100	80	80	SLS.10080	-
120	80	80	SLS.12080	-
140	80	80	SLS.14080	-
Secure custom				
60 to 80	50 to 90	50 to 90	SLM.08090	-
81 to 100	50 to 90	50 to 90	SLM.10090	-
101 to 120	50 to 90	50 to 90	SLM.12090	-
121 to 140	50 to 90	50 to 90	SLM.14090	-
141 to 160	50 to 90	50 to 90	SLM.16090	-
161 to 180	50 to 90	50 to 90	SLM.18090	-
181 to 200	50 to 90	50 to 90	SLM.20090	-
40 to 60	150 to 200	150 to 200	SLM.040200	-



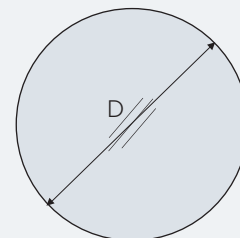
& complements
 Anti-mist system,
 Anti-mist sensor,
 Led 5X
 Page 310

ROUND SMOOTH: Standard round smooth mirror




Adjustable hangers

D (cm)	REF	RRP
60	SR.06060	-
70	SR.07070	-
80	SR.08080	-
90	SR.09090	-
100	SR.100100	-
120	SR.120120	-



ROUNDLED: Side Backlight and Perimeter Bezel

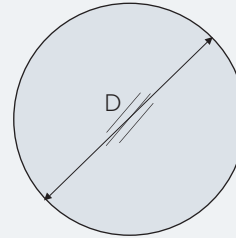


LIGHT	COLOUR °K	CONSUMPTION	POWER	TIGHTNESS
LED	5500K White	9.6W	960 LUMENS <small>lineal meter</small>	IP44



Customise your LED in 3000°K and 4200°K without extra price. Standard of 5500°K.


D (cm)	REF	RRP
60	SD.6060	-
80	SD.8080	-



& complements

Sensor On/Off,
Anti-mist sensor,
Anti-mist system
Page 310

CIRCLED: Perimeter Backlight

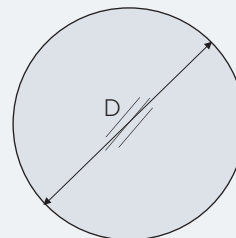


LIGHT	COLOUR °K	CONSUMPTION	POWER	TIGHTNESS
LED	5500K White	9.6W	960 LUMENS <small>lineal meter</small>	IP44



Customise your LED in 3000°K and 4200°K without extra price. Standard of 5500°K.


D (cm)	REF	RRP
60	SC.06060	-
70	SC.07070	-
80	SC.08080	-
90	SC.09090	-
100	SC.100100	-



& complements

Sensor On/Off,
Anti-mist sensor,
Anti-mist system
Page 310

RETROLED: Upper and Lower Backlight

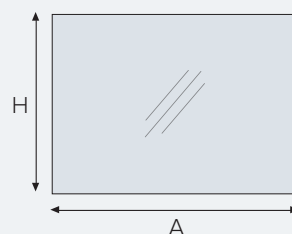


Standard and custom

LIGHT	COLOUR °K	CONSUMPTION	POWER	TIGHTNESS
LED	5500K White	9.6W	960 LUMENS lineal meter	IP44

Customise your LED in 3000°K and 4200°K without extra price. Standard of 5500°K.



TYPES	A (cm)	H (cm)	REF	RRP
Standard				
60	80	80	ST.06080	-
80	80	80	ST.08080	-
100	80	80	ST.10080	-
120	80	80	ST.12080	-
140	80	80	ST.14080	-
Tailored				
60 to 80	50 to 72	50 to 72	ST.08072	-
81 to 100	50 to 72	50 to 72	ST.10072	-
101 to 120	50 to 72	50 to 72	ST.12072	-
121 to 140	50 to 72	50 to 72	ST.14072	-
141 to 160	50 to 72	50 to 72	ST.16072	-
161 to 180	50 to 72	50 to 72	ST.18072	-
181 to 200	50 to 72	50 to 72	ST.20072	-
60 to 80	73 to 90	73 to 90	ST.08090	-
81 to 100	73 to 90	73 to 90	ST.10090	-
101 to 120	73 to 90	73 to 90	ST.12090	-
121 to 140	73 to 90	73 to 90	ST.14090	-
141 to 160	73 to 90	73 to 90	ST.16090	-
161 to 180	73 to 90	73 to 90	ST.18090	-
181 to 200	73 to 90	73 to 90	ST.20090	-



& complements

Anti-mist system,
Led 5X,
Sensor On/Off,
Colour Sensor,
Bluetooth sensor,
Sensor Screen,
Pages 310-312

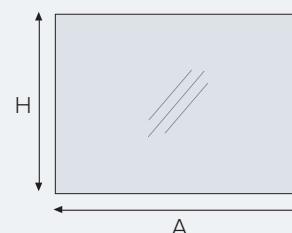
FILED: Backlight and Perimeter Bezel



LIGHT	COLOUR °K	CONSUMPTION	POWER	TIGHTNESS
LED	5500K White	9.6W	960 LUMENS lineal meter	IP44

Customise your LED in 3000°K and 4200°K without extra price. Standard of 5500°K.


TYPES	A (cm)	H (cm)	REF	RRP
Standard				
60	80	80	SF.06080	-
80	80	80	SF.08080	-
100	80	80	SF.10080	-
120	80	80	SF.12080	-
140	80	80	SF.14080	-
Tailored				
60 to 80	50 to 72	50 to 72	SF.08072	-
81 to 100	50 to 72	50 to 72	SF.10072	-
101 to 120	50 to 72	50 to 72	SF.12072	-
121 to 140	50 to 72	50 to 72	SF.14072	-
141 to 160	50 to 72	50 to 72	SF.16072	-
161 to 180	50 to 72	50 to 72	SF.18072	-
181 to 200	50 to 72	50 to 72	SF.20072	-
60 to 80	73 to 90	73 to 90	SF.08090	-
81 to 100	73 to 90	73 to 90	SF.10090	-
101 to 120	73 to 90	73 to 90	SF.12090	-
121 to 140	73 to 90	73 to 90	SF.14090	-
141 to 160	73 to 90	73 to 90	SF.16090	-
161 to 180	73 to 90	73 to 90	SF.18090	-
181 to 200	73 to 90	73 to 90	SF.20090	-



& complements

Anti-mist system,
Led 5X,
Sensor On/Off,
Colour Sensor,
Bluetooth sensor,
Sensor Screen,
Pages 310-312

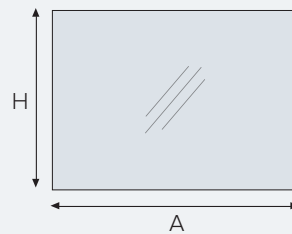
SPINLED: Perimeter Backlight



LIGHT	COLOUR °K	CONSUMPTION	POWER	TIGHTNESS
LED	5500K White	9.6W	960 LUMENS lineal meter	IP44

Customise your LED in 3000°K and 4200°K without extra price. Standard of 5500°K.


TYPES	A (cm)	H (cm)	REF	RRP
Standard				
	60	80	SP.06080	-
	80	80	SP.08080	-
	100	80	SP.10080	-
	120	80	SP.12080	-
	140	80	SP.14080	-
Tailored				
	60 to 80	50 to 72	SP.08072	-
	81 to 100	50 to 72	SP.10072	-
	101 to 120	50 to 72	SP.12072	-
	121 to 140	50 to 72	SP.14072	-
	141 to 160	50 to 72	SP.16072	-
	161 to 180	50 to 72	SP.18072	-
	181 to 200	50 to 72	SP.20072	-
	60 to 80	73 to 90	SP.08090	-
	81 to 100	73 to 90	SP.10090	-
	101 to 120	73 to 90	SP.12090	-
	121 to 140	73 to 90	SP.14090	-
	141 to 160	73 to 90	SP.16090	-
	161 to 180	73 to 90	SP.18090	-
	181 to 200	73 to 90	SP.20090	-



& complements

Anti-mist system,
Led 5X,
Sensor On/Off,
Colour Sensor,
Bluetooth sensor,
Sensor Screen,
Pages 310-312

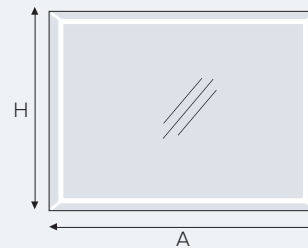
FRAMELED: Perimeter Backlighting and Front Led




· Sensor turns the light on and off.
Perimeter and Front LED

LIGHT	COLOUR °K	CONSUMPTION	POWER	TIGHTNESS
LED	5500K White	9.6W	960 LUMENS lineal meter	IP44

A (cm)	H (cm)	REF	RRP
60	80	SM.06080	-
80	80	SM.08080	-



FRONLED: Front 4 Perimeter Lighting

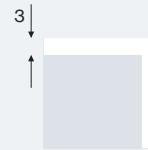
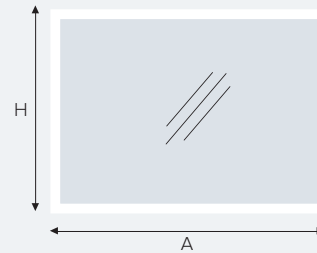


- Standard
- Brushed aluminium perimeter contour

LIGHT	COLOUR °K	CONSUMPTION	POWER	TIGHTNESS
LED	5500°K White	9.6W	960 LUMENS lineal meter	IP44

Customise your LED in 3000°K and 4200°K without extra price. Standard of 5500°K.


A (cm)	H (cm)	REF	RRP
60	80	SA.06080	-
80	80	SA.08080	-
100	80	SA.10080	-
120	80	SA.12080	-



& complements

Anti-mist system,
Led 5X,
Sensor On/Off,
Colour Sensor,
Bluetooth sensor,
Sensor Screen,
Page 310-312

DUOLED: Front Side Lighting

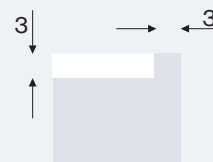
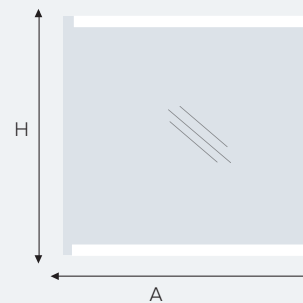


- On / Off lateral sensor + Intensity regulator
- Brushed aluminium perimeter contour

LIGHT	COLOUR °K	CONSUMPTION	POWER	TIGHTNESS
LED	5500°K White	9.6W	960 LUMENS lineal meter	IP44

Customise your LED in 3000°K and 4200°K without extra price. Standard of 5500°K.

A (cm)	H (cm)	REF	RRP
60	80	SG.06080	-
80	80	SG.08080	-
100	80	SG.10080	-
120	80	SG.12080	-



& complements

Anti-mist system,
Led 5X,
Page 310

TRILED: Front Top and Side Lighting

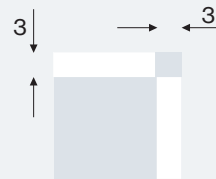
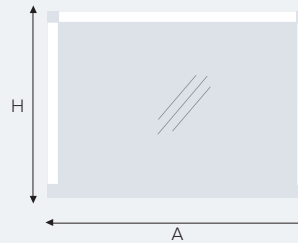


· Brushed aluminium perimeter contour

LIGHT	COLOUR °K	CONSUMPTION	POWER	TIGHTNESS
LED	5500K White	9.6W	960 LUMENS lineal meter	IP44

Customise your LED in 3000°K and 4200°K without extra price. Standard of 5500°K.


A (cm)	H (cm)	REF	RRP
60	80	SH.06080	-
80	80	SH.08080	-
100	80	SH.10080	-
120	80	SH.12080	-



& complements

Anti-mist system,
Led 5X,
Sensor On/Off,
Colour Sensor,
Bluetooth sensor,
Sensor Screen,
Pages 310-312

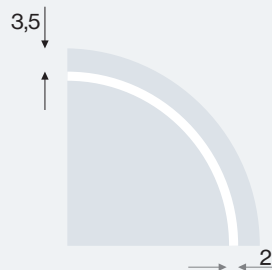
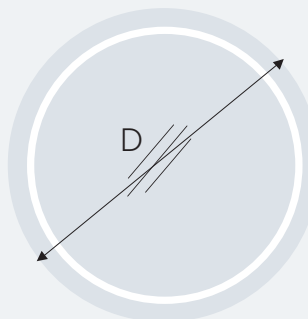
EYELED: Front lighting



LIGHT	COLOUR °K	CONSUMPTION	POWER	TIGHTNESS
LED	5500K White	9.6W	960 LUMENS lineal meter	IP44

Customise your LED in 3000°K and 4200°K without extra price. Standard of 5500°K.


D (cm)	REF	RRP
60	SY.06060	-
80	SY.08080	-



& complements

Sensor On/Off,
Anti-mist sensor,
Anti-mist system
Pages 310-312

METALROUNDED: Smooth + Led Metal Round



COLOURS:
 Black
 Chrome

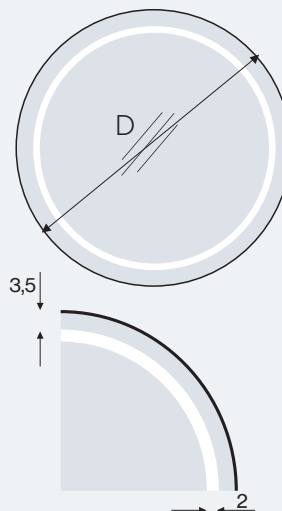
LIGHT	COLOUR °K	CONSUMPTION	POWER	TIGHTNESS
LED	5500K White	9.6W	960 LUMENS lineal meter	IP44

Customise your LED in 3000°K and 4200°K without extra price. Standard of 5500°K.

TYPES	D (cm)	REF	RRP
-------	--------	-----	-----

Black	60	SJ.06060.N	-
	80	SJ.08080.N	-


Chrome	60	SJ.06060.CR	-
	80	SJ.08080.CR	-



& complements

Sensor On/Off,
 Anti-mist sensor,
 Anti-mist system
 Pages 310-312

METALSQUARELED: Smooth + Square Metal Led



COLOURS:
 Black
 Chrome

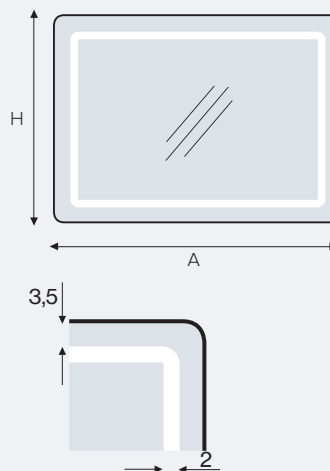
LIGHT	COLOUR °K	CONSUMPTION	POWER	TIGHTNESS
LED	5500K White	9.6W	960 LUMENS lineal meter	IP44

Customise your LED in 3000°K and 4200°K without extra price. Standard of 5500°K.

TYPES	A (cm)	H (cm)	REF	RRP
-------	--------	--------	-----	-----

Black	60	80	SK.06080.N	-
	80	80	SK.08080.N	-
	100	80	SK.10080.N	-
	120	80	SK.12080.N	-

Chrome	60	80	SK.06080.CR	-
	80	80	SK.08080.CR	-
	100	80	SK.10080.CR	-
	120	80	SK.12080.CR	-



& complements

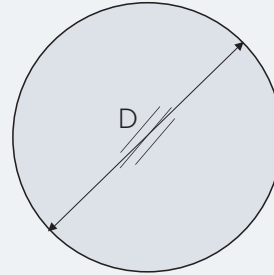
Anti-mist system,
 Sensor On/Off,
 Anti-mist sensor
 Pages 310-312

METALROUND: Smooth Metal Round



COLOURS:
 Black
 Chrome

TYPES	D (cm)	REF	RRP
Black	60	SL.06060.N	-
	80	SL.08080.N	-
Chrome	60	SL.06060.CR	-
	80	SL.08080.CR	-



& complements

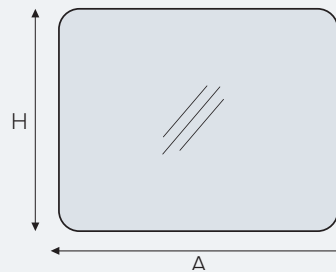
Anti-mist system
Page 310

METALSQUARE: Smooth metal Square



COLOURS:
 Black
 Chrome


TYPES	A (cm)	H (cm)	REF	RRP
Black	60	80	SQ.06080.N	-
	80	80	SQ.08080.N	-
	100	80	SQ.10080.N	-
	120	80	SQ.12080.N	-
Chrome	60	80	SQ.06080.CR	-
	80	80	SQ.08080.CR	-
	100	80	SQ.10080.CR	-
	120	80	SQ.12080.CR	-



& complements

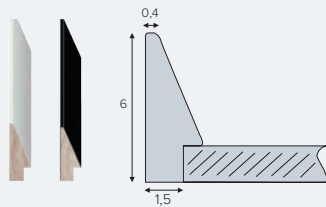
Anti-mist system,
Led 5X
Page 310

CORNER: Wood Framed with Prismatic Profile

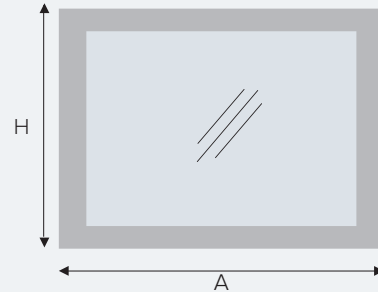


COLOURS


- Matte white
- Matte black



A (cm)	H (cm)	REF	RRP
60 to 80	60 to 90	SU.08090	-
81 to 100	60 to 90	SU.10090	-
101 to 120	60 to 90	SU.12090	-
121 to 140	60 to 90	SU.14090	-
141 to 160	60 to 90	SU.16090	-
161 to 180	60 to 90	SU.18090	-
181 to 200	60 to 90	SU.20090	-
40 to 60	150 to 200	SU.060200	-

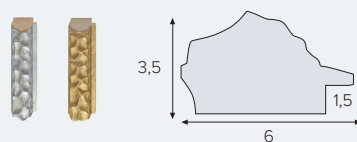


LUXOR: Framed Wood Decorative

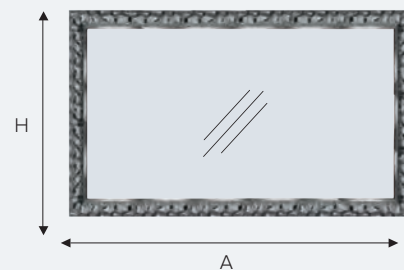


COLOURS


- Silver leaf
- Gold leaf



A (cm)	H (cm)	REF	RRP
60 to 80	60 to 90	SX.08090	-
81 to 100	60 to 90	SX.10090	-
101 to 120	60 to 90	SX.12090	-
121 to 140	60 to 90	SX.14090	-
141 to 160	60 to 90	SX.16090	-
161 to 180	60 to 90	SX.18090	-
181 to 200	60 to 90	SX.20090	-
40 to 60	150 to 200	SX.060200	-

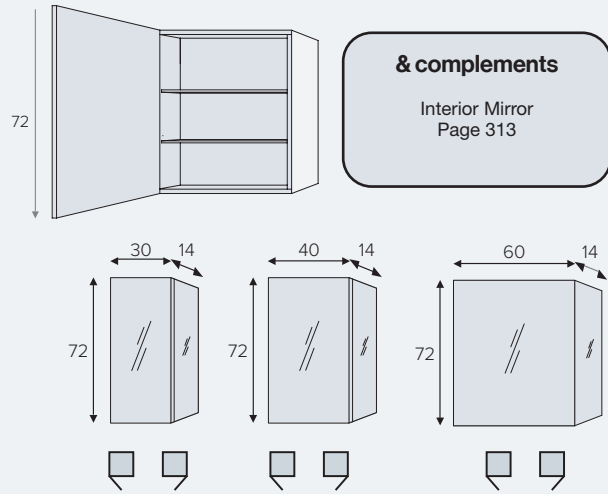


1-DOOR MIRROR CABINET





- Adjustable hangers
- Modular
- Mirror sides
- 2 interior glass shelves
- Anthracita interior
- Compatible with mirror inserts
- Door with hidden lower handle and soft closing

A (cm)	H (cm)	Opening	REF	RRP
30	72		SW.3072I	-
30	72		SW.3072D	-
40	72		SW.4072I	-
40	72		SW.4072D	-
60	72		SW.6072I	-
60	72		SW.6072D	-

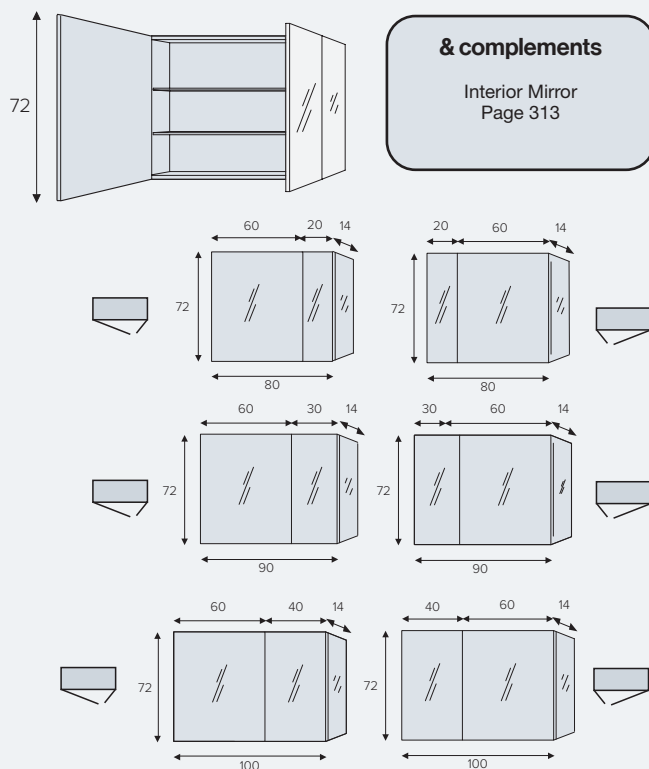


2-DOOR MIRROR CABINET




- Adjustable hangers
- Modular
- Mirror sides
- 2 interior glass shelves
- Anthracita interior
- Compatible with mirror inserts
- Door with hidden lower handle and soft closing

A (cm)	H (cm)	Opening	REF	RRP
80 (60+20)	72		SZ.8072I	-
80 (20+60)	72		SZ.8072D	-
90 (60+30)	72		SZ.9072I	-
90 (30+60)	72		SZ.9072D	-
100 (60+40)	72		SZ.10072I	-
100 (40+60)	72		SZ.10072D	-



ANTI-MIST SYSTEM



CONSUMPTION

9.6W

TIGHTNESS

IP44

ANTI-MIST SENSOR




Anti-mist



LED 5X



LED 5X



Ø 17cm

REF

RRP

X004UNO (Suitable for one sink furnitures)

-

X004DOS (Suitable for two sink furnitures)

-

Anti-mist system

Stops condensation on the mirror. Easy mains connection and on/off touch sensor.

Depending on the equipment and mirror structure, our industrial department will choose the most suitable anti-mist system for each mirror size.

REF

RRP

X008

-

Requires Anti-mist System

Anti-mist sensor

Allows you to turn the anti-fog system on and off.

REF

RRP

X015

-


LED 5X

5X magnifying mirror built into the mirror itself. Perimeter illuminated by Led light.


SENSOR ON / OFF



On / Off
+
Regulator
intensity



COLOUR SENSOR



On / Off — 3000°K
5000°K
Regulator
Intensity



TYPE

REF


RRP

Sensor ON/OFF Without Anti-mist sensor	X007	-
Sensor ON/OFF with Anti-mist sensor (requires X004DOS or X008)	X009	-

SENSOR ON / OFF

ON/OFF LED with touch sensitive dimmer.

& compatible with Anti-mist system and 5X Led



Anti-mist
(Optional)

5X LED
(Optional)

REF

RRP


X011

-

COLOUR SENSOR

Lets you dim the light or change the colour temperature from warm, neutral or cold.



& compatible with Anti-mist system and 5X Led



Anti-mist
(Optional)

LED 5X
(Optional)

BLUETOOTH SENSOR



REF

RRP

X013

BLUETOOTH SENSOR

Let you connect a Bluetooth device with the mirrors own built-in speaker system. ON/OFF activation and intensity adjustment.



& compatible with Anti-mist system and 5X Led



Anti-mist (Optional)

5X LED (Optional)

SCREEN SENSOR



Screen size:
17 width x 10 height (cm)

REF

RRP

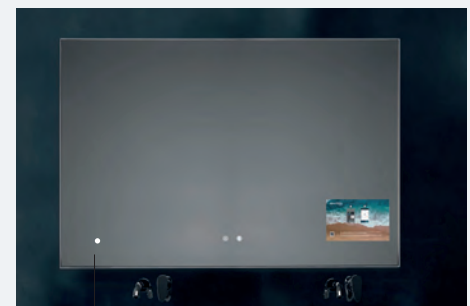
X012

Available from 80 cm wide mirrors.

SCREEN SENSOR

Lets you connect your phone via Bluetooth to screenshare. The screenshare image is shown in a 10" screen. ON/OFF activation and intensity adjustment

& compatible with Anti-mist System

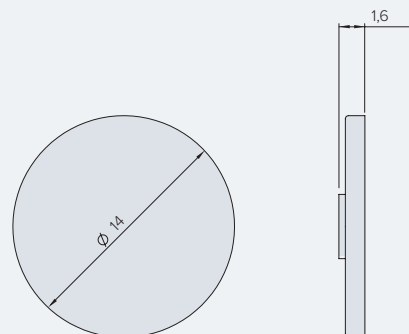


Anti-mist (Optional)

MAGNET 3X MAGNIFYING MIRROR



D (cm)	REF	RRP
14	98912 MAG	-



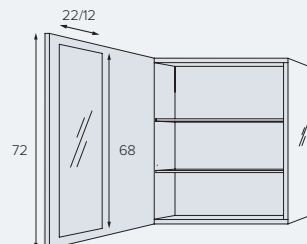
INTERIOR CABINET MIRROR



Suitable for mirror and hanging cabinets.

DOOR	A (cm)	H (cm)	REF	RRP
30/40/60	22	68	98922INT	-
20*	12	68	98923INT	-

*For 20 cm door, the interior mirror is 12 cm wide.





05 Lighting

LED technology applied to mirror wall and decorative lights to create atmosphere.




MIRROR LIGHTS


Top mounted lights for mirrors and cabinet mirrors. Multiple designs, colours lighting to choose from.

**Ledlin**

Page 318

**Ledcrl**

Page 318

**Ledbar**


Page 319

DECORATIVE LIGHTING


Decorative pendant lighting and customizable light to create atmospheres.

**Ledarc**

Page 320

**Ledpoint**

Page 320

**Ledcirc**

Page 321

What you need to know for perfect bathroom lighting.



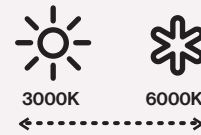
TYPE OF LIGHT

LED lighting is long lasting, low consumption and heat emission and quickly gets to its full intensity. A driver device is needed to operate the LED that is often built-in to the fixture.



CONSUMPTION

The power consumption of the LED light is measured in watts (W). Less watts equals lower consumption. The watts are not related to the light intensity which is measured in lumens or luxes.



COLOUR TEMPERATURE

This refers to the tone of the light and is expressed in Kelvin (°K). A warm shade that is more yellowish is lower in Kelvin at around 3000K and a cool shade that is whiter is between 5000-6000K. Neutral tones are around 4000°K.



LUMENS

Lumens tell us how much light is given off and is measured in lumens. More lumens equals a higher light intensity. According to the general lighting codes, there are two lighting requirements for a bathroom.

- The area of the sink cabinet. For makeup or shaving, a minimum of 300 lumens is recommended. Around 700 lumens is ideal to help general bathroom lighting. If the lighting is also neutral (4000°K), it helps to prevent skin colours from being altered.
- The transit area. Ceiling spotlights have to provide us with a soft general light. Around 200-300 lumens per m² is recommended.




PROTECTION

The IP protection refers to the level of protection against water and dust offered by the fixture. IP20 or IP44 is generally suitable for indoor installations and IP65 has a higher degree of protection suitable for some.

LEDIN



Compatible with plain mirrors and wardrobe mirrors

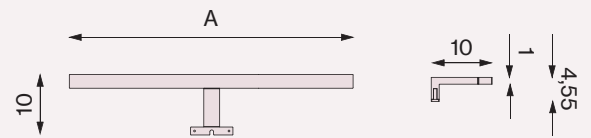


LIGHT	COLOUR °K	CONSUMPTION	POWER	PROTECTION
LED	4000°K Neutral	4.71 W 8 W	960 LUMENS lineal meter	IP20




A (cm)	Colour	Temp (°K)	Consumption (W)	Lumens (lm)	REF	RRP
30	Gloss chrome	4000	4.71	325	LAI.30.B	-
45	Gloss chrome	4000	8	465	LAI.45.B	-

30	Black	4000	4.71	325	LAI.30.N	-
45	Black	4000	8	465	LAI.45.N	-



LED CRIL



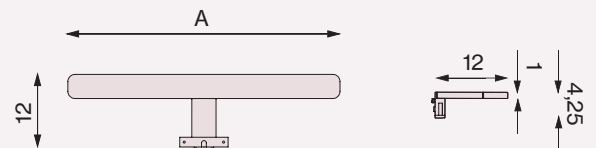
Compatible with plain mirrors and wardrobe mirrors




LIGHT	COLOUR °K	CONSUMPTION	POWER	PROTECTION
LED	4000°K Neutral	8 W 12 W	960 LUMENS lineal meter	IP20




A (cm)	Colour	Temp (°K)	Consumption (W)	Lumens (lm)	REF	RRP
45	Gloss chrome and methacrylate	4000	8	890	LAC.45.B	-
60	Gloss chrome and methacrylate	4000	12	1295	LAC.60.B	-



LEDBAR



Compatible with model SLM



LIGHT

LED

COLOUR °K

4000°K
Neutral

CONSUMPTION

4.9W
8W

POWER

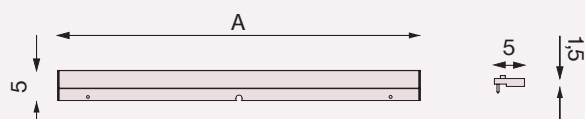
960
LUMENS
lineal meter

PROTECTION

IP20

A (cm)	Colour	Temp (°K)	Consumption (W)	Lumens (lm)	REF	RRP
60	Chrome	4000	15	1365	LAB.60.B	-
80	Chrome	4000	20	1870	LAB.80.B	-
100	Chrome	4000	25	2355	LAB.10.B	-
120	Chrome	4000	30	2780	LAB.12.B	-
140	Chrome	4000	35	3320	LAB.14.B	-

60	Black	4000	15	1365	LAB.60.N	-
80	Black	4000	20	1870	LAB.80.N	-
100	Black	4000	25	2355	LAB.10.N	-
120	Black	4000	30	2780	LAB.12.N	-
140	Black	4000	35	3320	LAB.14.N	-



LEDARC

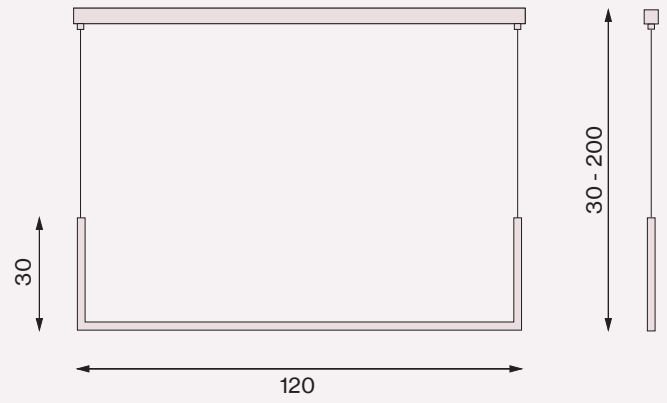


Adjustable suspension hangers



LIGHT	COLOUR °K	CONSUMPTION	POWER	PROTECTION
LED	3000°K Warm	26W	3500 LUMENS lineal meter	IP20


A (cm)	Colour	Temp (°K)	Consumption (W)	Lumens (lm)	REF	RRP
120	Black	3000	26	3500	LCA.12.N	-



LEDPOINT

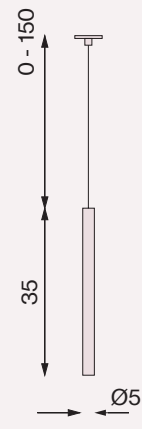


Adjustable suspension hangers



LIGHT	COLOUR °K	CONSUMPTION	POWER	PROTECTION
LED	3000°K Warm 4000°K Neutral	6W	760 LUMENS lineal meter	IP20


Colour	Temp (°K)	Consumption (W)	Lumens (lm)	REF	RRP
White	3000	6	760	LCP.30.W	-
White	4000	6	760	LCP.40.W	-
Black	3000	6	760	LCP.30.N	-
Black	4000	6	760	LCP.40.N	-
Copper	3000	6	760	LCP.30.CU	-
Copper	4000	6	760	LCP.40.CU	-
Gold	3000	6	760	LCP.30.AU	-
Gold	4000	6	760	LCP.40.AU	-
Steel	3000	6	760	LCP.30.S	-
Steel	4000	6	760	LCP.40.S	-



LEDCIRC



Adjustable suspension hangers



LIGHT

LED

COLOUR °K

3000°K
Warm
4000°K
Neutral

CONSUMPTION

6W

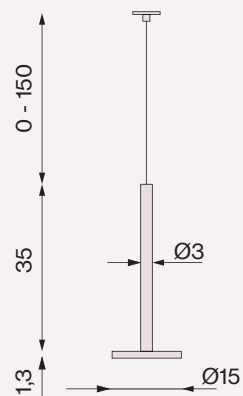
POWER

660
LUMENS
lineal meter

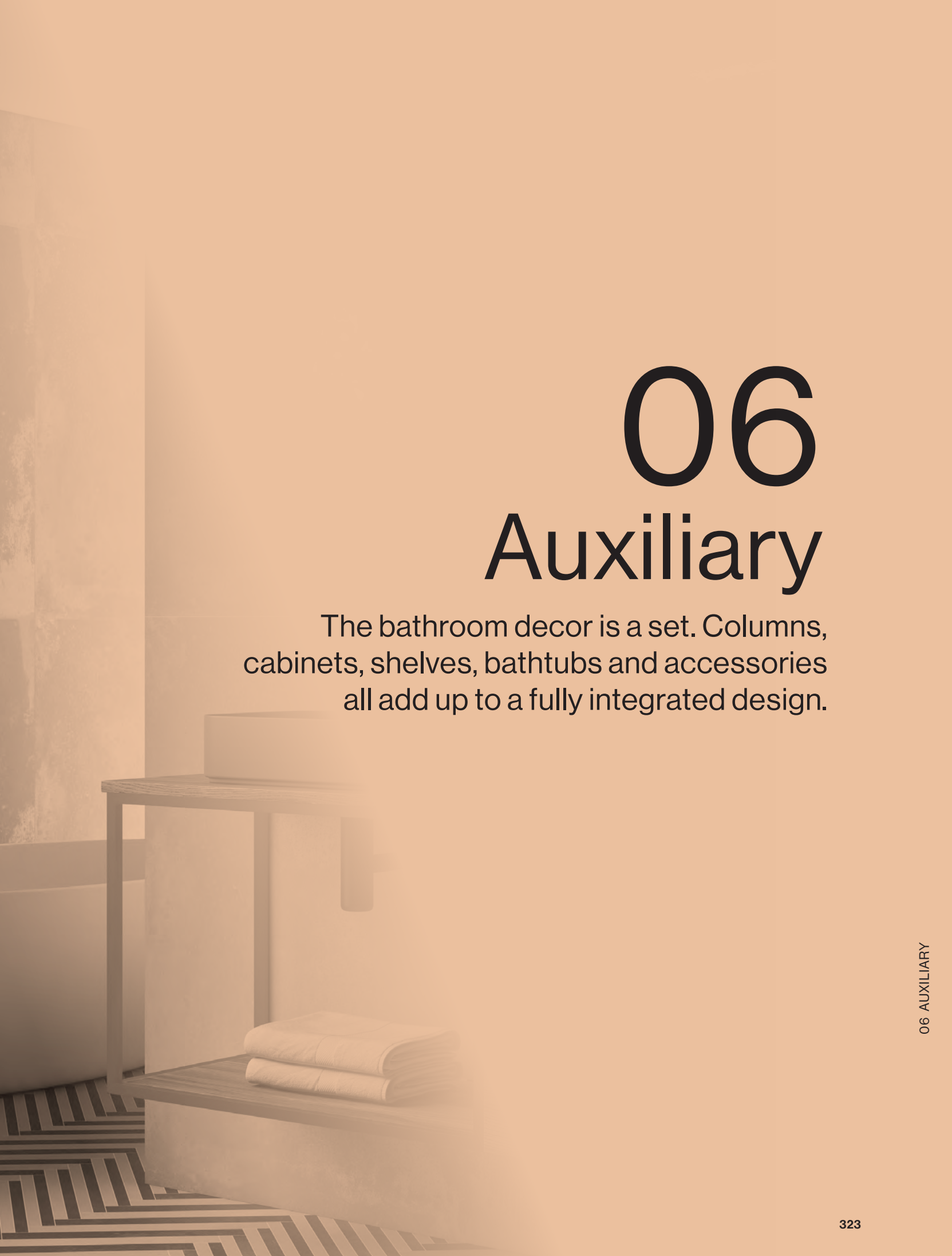
PROTECTION

IP20

Colour	Temp (°K)	Consumption (W)	Lumens (lm)	REF	RRP
White	3000	6	660	LCC.30.W	-
Black	3000	6	660	LCC.30.N	-
Copper	3000	6	660	LCC.30.CU	-
Gold	3000	6	660	LCC.30.AU	-
Steel	3000	6	660	LCC.30.S	-







06 Auxiliary

The bathroom decor is a set. Columns, cabinets, shelves, bathtubs and accessories all add up to a fully integrated design.

COLUMNS



H160 Wood Wall hung column

page 328



H160 Showcase Wall hung column

page 328



H160 Mirror Wall hung column


page 329



H160 Decorative Wall hung column


page 329

CABINETS



Cabinet H72 Wood door

page 330



Cabinet H72 Showcase

page 330



Cabinet H72 Mirror

page 331



Cabinet H90 Decorative


page 331

SHELVES



Compleat Shelving

page 332




Twin Shelving

page 332



Shelving Box


page 333



Metal framed double shelf


page 333

TOWEL RACKS



Metal shelving with towel rack

page 334



Wall mounted towel rack

page 334



Free standing towel rack


page 335



Sidewalk

page 335


AUXILIARIES ATELIER



Column module

page 336


By **CIRCULO**
CUADRADO



Mirrored dressing table set

page 337

By **CIRCULO**
CUADRADO



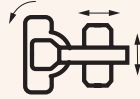
Lean towel rail

page 337



PUSH DOORS WITHOUT HANDLER

The doors of the columns and cabinets have the push ejection system that can also be used as a retainer only.



BLUM 3D HING

The hinges are adjustable in height, depth and inclination for a perfect fit.




INTERIOR SHELVES CRYSTAL

The interior glass shelves are 6mm thick. In the case of display cabinets and cabinets, the shelves are smoked gray.



HANGING SECURITY SYSTEM ANTI-LOOSENING 150 KG

The columns and cabinets have a safety hanging system with a load capacity of 150 Kg




ANTHRACITE FULLCOLOR

Design concept interior whereby all the interior materials of the furniture are designed in anthracite. The furniture with a lacquered finish is internally lacquered in anthracite.



CUSTOMISED

This collection allows custom manufacturing. In the case of intermediate measures height and width take the price of the immediately higher measure.



DECOBUILD SYSTEM

Furniture made with 19 mm boards cleverly glued to create a clean look with no visible hardware. Durable and hard wearing.



WOOD PROTECT SYSTEM

Marine board protected against external agents with natural oils that maintain the texture and look of the natural wood.



DURALACK SYSTEM


The lacquered colours contain hardener additives that allow the final finish to be highly resistant to rubbing and abrasion.

Choose the colour of your accessories


Lacquered



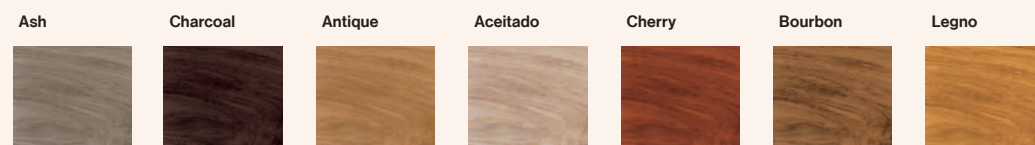
Marine Plywood Board / Oak and Walnut veneer



Nature Wood



Solid Wood / Oak

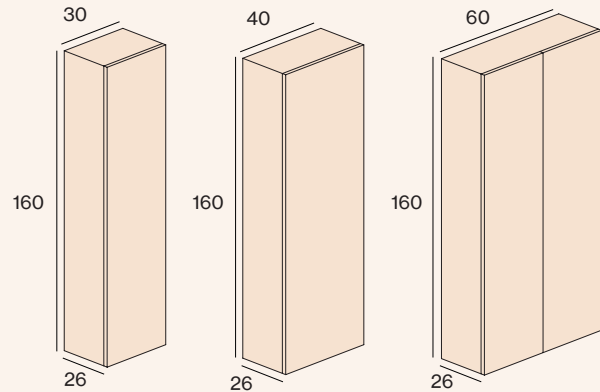


H160 WOOD WALL HUNG COLUMN




- Interior: 4 glass shelves / 5 hollows
- Push opening system
- Anthracite back

A (cm)	H (cm)	Opening	REF	NATURE WOOD	LACQUERED	MARINE PLAYWOOD BOARD
				RRP	RRP	RRP
30	160		XCM.030I	-	-	-
30	160		XCM.030D	-	-	-
40	160		XCM.040I	-	-	-
40	160		XCM.040D	-	-	-
60	160		XCM.060X	-	-	-

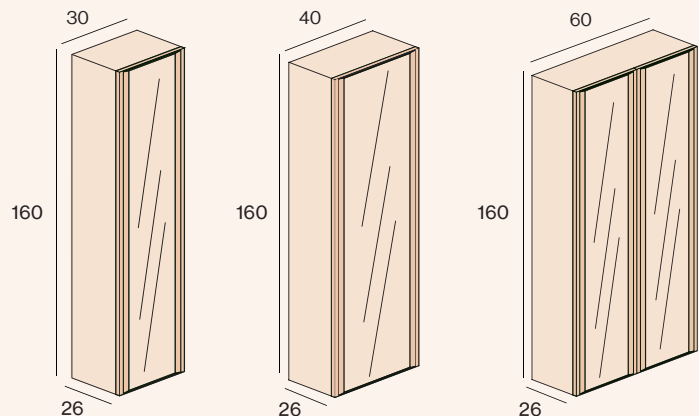


H160 SHOWCASE WALL HUNG COLUMN




- Interior: 4 glass shelves / 5 hollows
- Push opening system
- Anthracite back
- Black matte framed door with smoked black glass

A (cm)	H (cm)	Opening	REF	NATURE WOOD	LACQUERED	MARINE PLAYWOOD BOARD
				RRP	RRP	RRP
30	160		XCV.030I	-	-	-
30	160		XCV.030D	-	-	-
40	160		XCV.040I	-	-	-
40	160		XCV.040D	-	-	-
60	160		XCV.060X	-	-	-



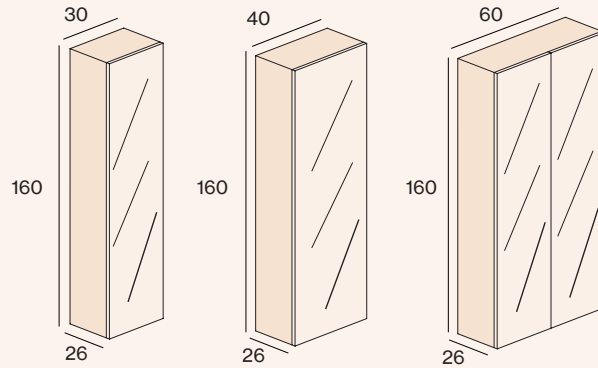
You can add interior lighting to your column. See page 250

H160 MIRROR WALL HUNG COLUMN




- Interior: 4 glass shelves / 5 hollows
- Push opening system
- Anthracite back

A (cm)	H (cm)	Opening	REF	NATURE WOOD	LACQUERED	MARINE PLAYWOOD BOARD
				RRP	RRP	RRP
30	160		XCE.030I	-	-	-
30	160		XCE.030D	-	-	-
40	160		XCE.040I	-	-	-
40	160		XCE.040D	-	-	-
60	160		XCE.060X	-	-	-

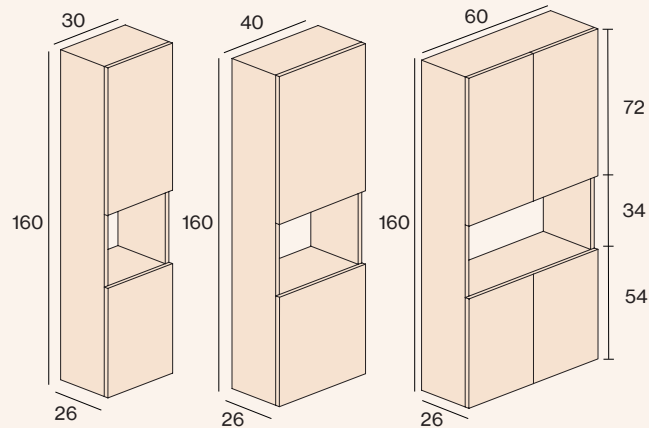


H160 DECORATIVE WALL HUNG COLUMN



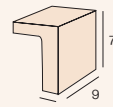

- Interior: upper door
- 2 glass shelves / 3 hollows
- Push opening system
- Anthracite back

A (cm)	H (cm)	Opening	REF	NATURE WOOD	LACQUERED	MARINE PLAYWOOD BOARD
				RRP	RRP	RRP
30	160		XCD.030I	-	-	-
30	160		XCD.030D	-	-	-
40	160		XCD.040I	-	-	-
40	160		XCD.040D	-	-	-
60	160		XCD.060X	-	-	-



H7 LEGS

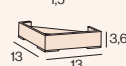
· Set of shiny chrome legs, height 7 cm. (4 units)



REF	UDS	RRP
CM7	4	-


H3 LEGS

· Set of shiny chrome legs, height 3 cm. (4 units)



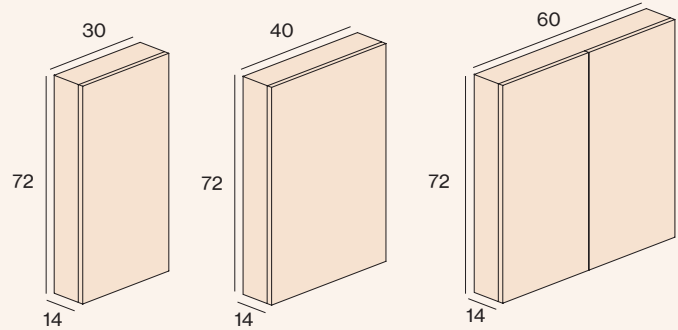
REF	UDS	RRP
CM6	4	-

H72 WOODEN DOOR CABINET





- Interior: 2 glass shelves/ 3 hollows
- Push opening system
- Anthracite back

A (cm)	H (cm)	Opening	REF	NATURE WOOD	LACQUERED	MARINE PLAYWOOD BOARD
				RRP	RRP	RRP
30	72		XAM.030I	-	-	-
30	72		XAM.030D	-	-	-
40	72		XAM.040I	-	-	-
40	72		XAM.040D	-	-	-
60	72		XAM.060X	-	-	-

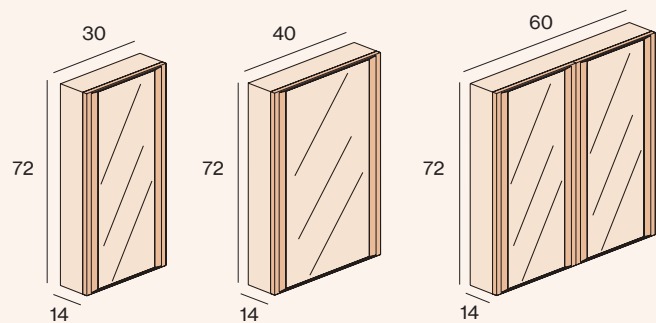


H72 SHOWCASE CABINET





- Interior: 2 glass shelves/3 hollows
- Push opening system
- Anthracite back
- Black matte framed door with smoked black glass

A (cm)	H (cm)	Opening	REF	NATURE WOOD	LACQUERED	MARINE PLAYWOOD BOARD
				RRP	RRP	RRP
30	72		XAV.030I	-	-	-
30	72		XAV.030D	-	-	-
40	72		XAV.040I	-	-	-
40	72		XAV.040D	-	-	-
60	72		XAV.060X	-	-	-

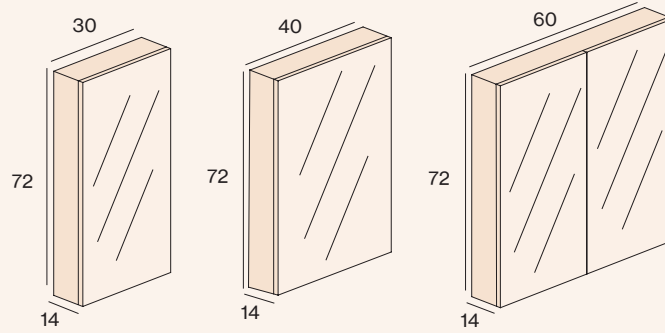


H72 MIRROR DOOR CABINET




- Interior: 2 glass shelves/
3 hollows
- Push opening system
- Anthracite back

A (cm)	H (cm)	Opening	REF	NATURE WOOD	LACQUERED	MARINE PLAYWOOD BOARD
				RRP	RRP	RRP
30	72		XAE.030I	-	-	-
30	72		XAE.030D	-	-	-
40	72		XAE.040I	-	-	-
40	72		XAE.040D	-	-	-
60	72		XAE.060X	-	-	-

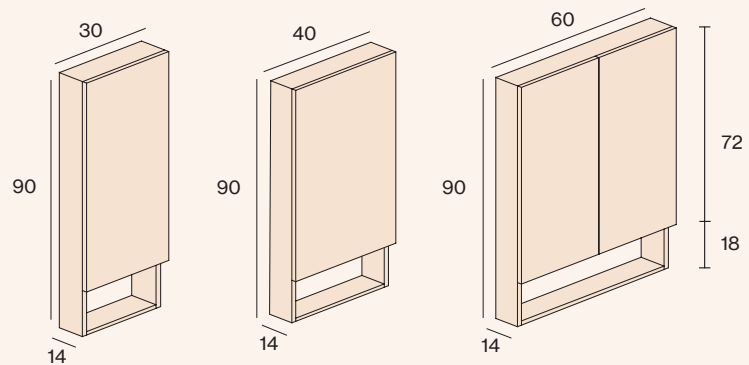


H90 DECORATIVE CABINET




- Interior: 2 glass shelves/
3 hollows
- Push opening system
- Anthracite back

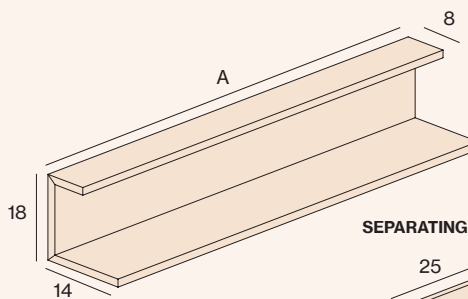
A (cm)	H (cm)	Opening	REF	NATURE WOOD	LACQUERED	MARINE PLAYWOOD BOARD
				RRP	RRP	RRP
30	90		XAD.030I	-	-	-
30	90		XAD.030D	-	-	-
40	90		XAD.040I	-	-	-
40	90		XAD.040D	-	-	-
60	90		XAD.060X	-	-	-



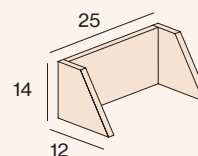
COMPLET SHELF



A (cm)	REF	NATURE WOOD	LACQUERED	MARINE PLYWOOD BOARD	SOLID WOOD
		RRP	RRP	RRP	RRP
30	XEC.030	-	-	-	-
40	XEC.040	-	-	-	-
60	XEC.060	-	-	-	-
70	XEC.070	-	-	-	-
80	XEC.080	-	-	-	-
90	XEC.090	-	-	-	-
100	XEC.100	-	-	-	-
120	XEC.120	-	-	-	-
140	XEC.140	-	-	-	-




SEPARATING ACCESSORY



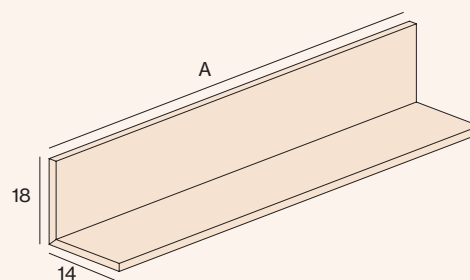
REF	RRP
XSD.2501	-

Lacquered

TWIN SHELF



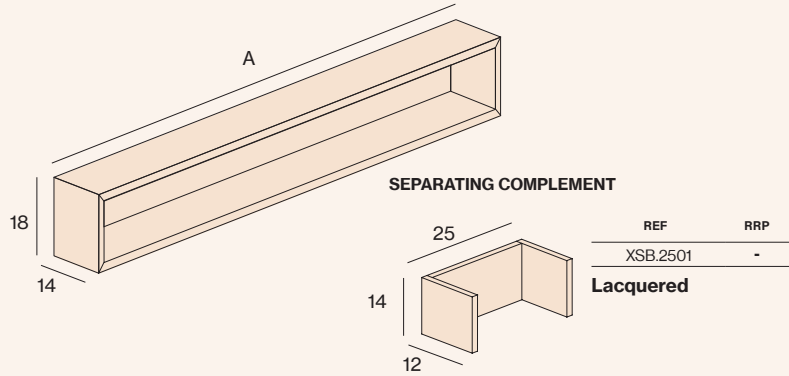
A (cm)	REF	NATURE WOOD	LACQUERED	MARINE PLYWOOD BOARD	SOLID WOOD
		RRP	RRP	RRP	RRP
30	XEL.030	-	-	-	-
40	XEL.040	-	-	-	-
60	XEL.060	-	-	-	-
70	XEL.070	-	-	-	-
80	XEL.080	-	-	-	-
90	XEL.090	-	-	-	-
100	XEL.100	-	-	-	-
120	XEL.120	-	-	-	-
140	XEL.140	-	-	-	-



BOX SHELF



A (cm)	REF	NATURE WOOD	LACQUERED	MARINE PLYWOOD BOARD	SOLID WOOD
		RRP	RRP	RRP	RRP
30	XEB.030	-	-	-	-
40	XEB.040	-	-	-	-
60	XEB.060	-	-	-	-
70	XEB.070	-	-	-	-
80	XEB.080	-	-	-	-
90	XEB.090	-	-	-	-
100	XEB.100	-	-	-	-
120	XEB.120	-	-	-	-
140	XEB.140	-	-	-	-



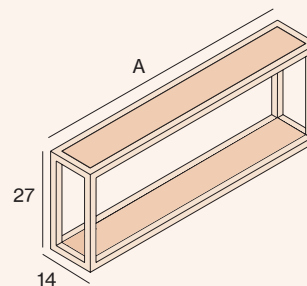
METAL FRAMED DOUBLE SHELF



A (cm)	REF	NATURE WOOD	LACQUERED	MARINE PLYWOOD BOARD	SOLID WOOD	SMOKED GLASS
		RRP	RRP	RRP	RRP	RRP
BLACK METALLIC STRUCTURE						
30	XEM.030.N	-	-	-	-	-
40	XEM.040.N	-	-	-	-	-
60	XEM.060.N	-	-	-	-	-
70	XEM.070.N	-	-	-	-	-
80	XEM.080.N	-	-	-	-	-
90	XEM.090.N	-	-	-	-	-
100	XEM.100.N	-	-	-	-	-
120	XEM.120.N	-	-	-	-	-
140	XEM.140.N	-	-	-	-	-

COLOURED METALLIC STRUCTURE (LACQUER CHART)

30	XEM.030.C	-	-	-	-	-
40	XEM.040.C	-	-	-	-	-
60	XEM.060.C	-	-	-	-	-
70	XEM.070.C	-	-	-	-	-
80	XEM.080.C	-	-	-	-	-
90	XEM.090.C	-	-	-	-	-
100	XEM.100.C	-	-	-	-	-
120	XEM.120.C	-	-	-	-	-
140	XEM.140.C	-	-	-	-	-



METALIC SHELF WITH TOWEL RACK



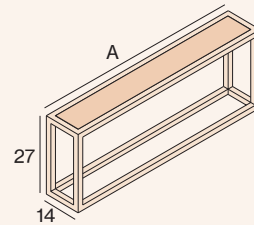
A (cm)	REF	NATURE WOOD	LACQUERED	MARNE PLYWOOD BOARD	SOLID WOOD	SMOKED GLASS
		RRP	RRP	RRP	RRP	RRP

BLACK METALLIC STRUCTURE


30	XET.030.N	-	-	-	-	-
40	XET.040.N	-	-	-	-	-
60	XET.060.N	-	-	-	-	-
70	XET.070.N	-	-	-	-	-
80	XET.080.N	-	-	-	-	-
90	XET.090.N	-	-	-	-	-
100	XET.100.N	-	-	-	-	-
120	XET.120.N	-	-	-	-	-
140	XET.140.N	-	-	-	-	-

Colour METALLIC STRUCTURE (LACQUERED CHART)

30	XET.030.C	-	-	-	-	-
40	XET.040.C	-	-	-	-	-
60	XET.060.C	-	-	-	-	-
70	XET.070.C	-	-	-	-	-
80	XET.080.C	-	-	-	-	-
90	XET.090.C	-	-	-	-	-
100	XET.100.C	-	-	-	-	-
120	XET.120.C	-	-	-	-	-
140	XET.140.C	-	-	-	-	-



WALL MOUNTED TOWEL RACK



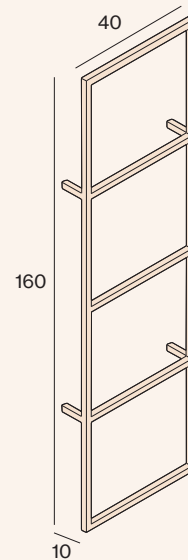
REF	RRP
-----	-----

BLACK METALLIC STRUCTURE


XTP:160.N	-
-----------	---

COLOURED METALLIC STRUCTURE (LACQUER CHART)

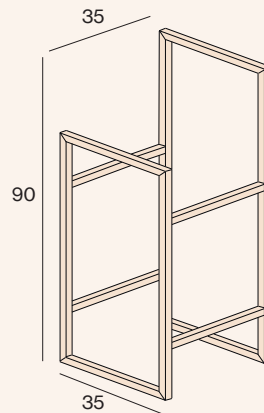
XTP:160.C	-
-----------	---



FREE STANDING TOWEL RACK



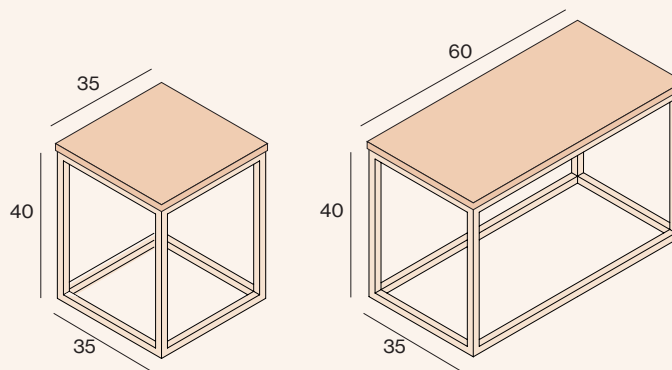
REF	RRP
BLACK METALLIC STRUCTURE	
XTI.090.N	-
COLOURED METALLIC STRUCTURE (LACQUER CHART)	
XTI.090.C	-



SIDEWALK



A (cm)	REF	NATURE WOOD	LACQUERED	MARINE PLYWOOD BOARD	SOLID WOOD
		RRP	RRP	RRP	RRP
BLACK METALLIC STRUCTURE					
35	XTU.035.N	-	-	-	-
60	XTU.060.N	-	-	-	-
COLOURED METALLIC STRUCTURE (LACQUER CHART)					
35	XTU.035.C	-	-	-	-
60	XTU.060.C	-	-	-	-

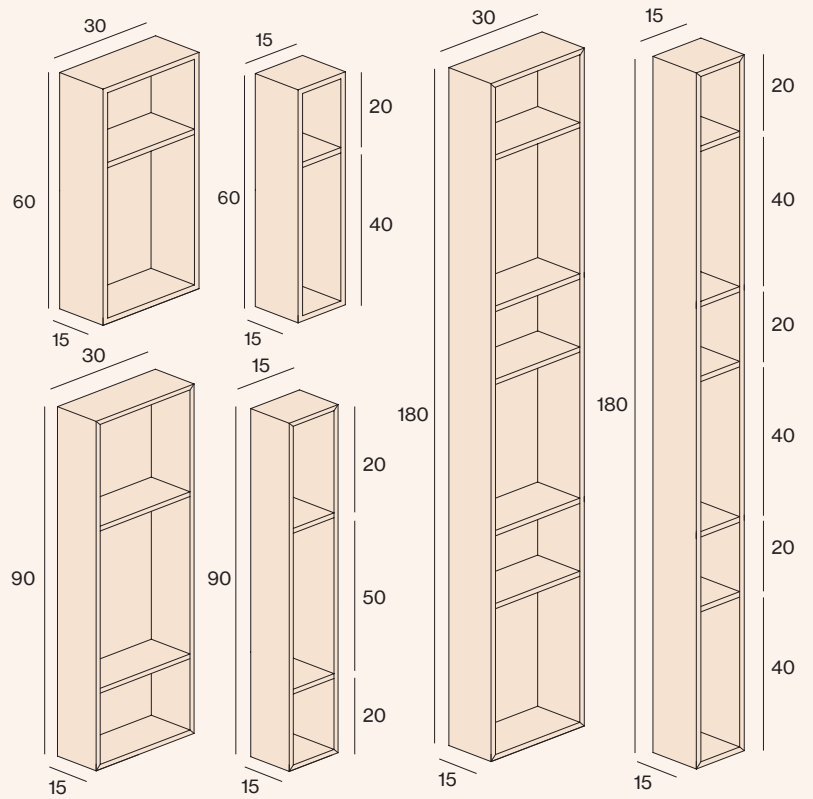


COLUMN MODULE

By **CIRCULO CUADRADO**



A (cm)	H (cm)	REF	LACQUERED
			RRP
30	60	XMD.3060	-
15	60	XMD.1560	-
30	90	XMD.3090	-
15	90	XMD.1590	-
30	180	XMD.30180	-
15	180	XMD.15180	-



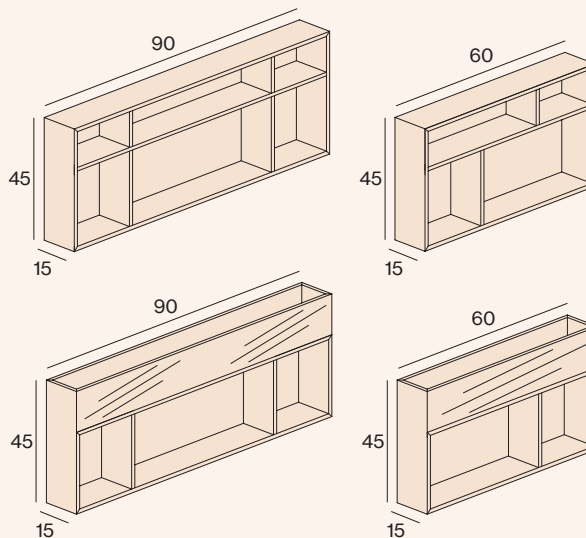
- 13 mm thickness
- Wall hung hidden system
- 2 options installation




MIRRORED DRESSING TABLE SET By CIRCULO CUADRADO



A (cm)	WITHOUT MIRROR		WITH MIRROR	
	REF	RRP	REF	RRP
60	XMB.60	-	XMS.60	-
90	XMB.90	-	XMS.90	-

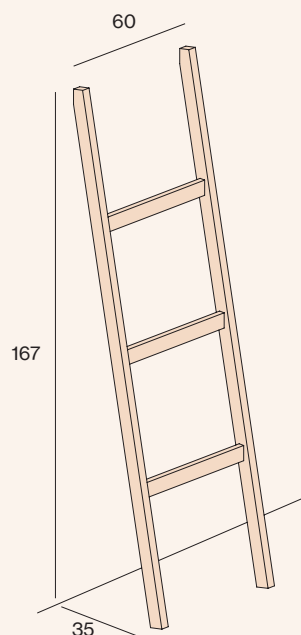


LEAN TOWEL RACK



· Solid oak wood 20 mm thick

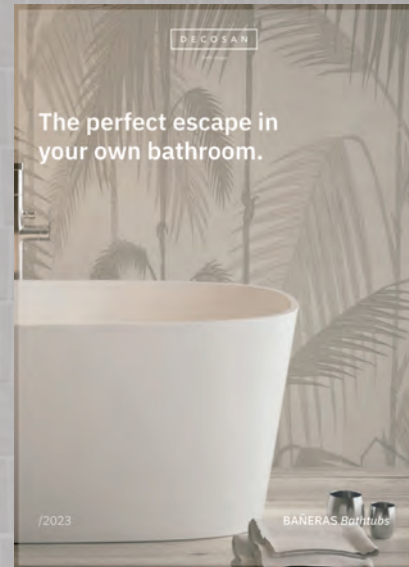
REF	SOLID WOOD
RRP	
XML	-



New 2023 BATHTUBS catalogue

DECOSAN

consult it on www.decosan.com





Exclusive WASHROOM COLECTIONS catalogue

DECOSAN

consult it on www.decosan.com



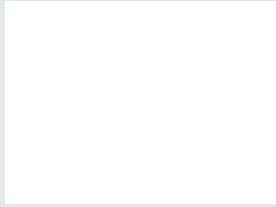





07 Colours

Colours and finishes that
convey emotions.


Matte Blanco



Matte Negro



Matte Beige



Matte Tierra



Matte Caqui



Matte Cuarzo



Matte Moka



Matte Perla



Matte Piedra



Matte Acero



Matte Antracita



Matte Burdeos



Matte Océano




Matte Menta



Matte Oliva




Matte Terracota



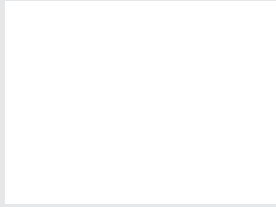
Matte Albero




Matte Rosa




Gloss Blanco



Gloss Negro



Gloss Beige



Gloss Tierra



Gloss Caqui




Gloss Cuarzo



Gloss Moka



Gloss Perla



Gloss Piedra



Gloss Acero



Gloss Antracita



Gloss Burdeos



Gloss Océano




Gloss Menta



Gloss Oliva




Gloss Terracota



Gloss Albero



Gloss Rosa



Carbon



Brown




Artic



Cocoa




Camel



Savana




Walnut




Marine Plywood Board


Ash




Charcoal




Antique



Aceitado



Cherry




Bourbon



Legno Rústico




Walnut



Ash



Charcoal




Antique




Aceitado



Cherry



Bourbon




Legno

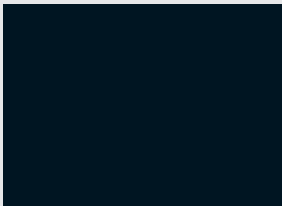


Ceramcolor

Blanco



Negro



Tierra



Cuarzo



Acero



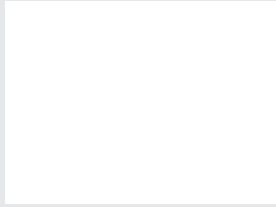
Antracita




Oliva




Blanco



Negro




Beige



Tierra




Caqui




Cuarzo



Moka



Perla



Piedra



Acero



Antracita




Burdeos



Océano



Menta



Oliva




Terracota



Albero



Rosa



Negro Compacto



Negro Marquina



Pietra Gris



Verde India



Crema Marfil




Carrara




Metal


Oro Cepillado



Cobre Cepillado



Acero Cepillado



Terms of sale

The following conditions are valid for the sales of products from Artesanía Baño, SL-DECOSAN. The issuance of orders by the buying company implies acceptance of the current conditions of sale. Any modification of these conditions will be subject to written approval by Artesanía Baño, SL-DECOSAN.

Prices

Prices do not include VAT or other taxes. Catalog prices may be modified without prior notice and are valid according to the current rate on the day of dispatch.

Taxes

Charged in invoice in accordance with current legislation.

Payment commitments must be made in cash according to the agreed credit conditions and as established in Law 16/2009 of November 13, on payment services.

Payment conditions

Until the appropriate classification and risk is granted, all operations will be paid by advance payment.

Successive operations

The deferral of payment of our invoices will be agreed between both parties. Once the agreed maturities have elapsed, we are automatically authorized to account for late payment interest at the rate of ONE PERCENT per month or fraction.

The installments pending invoicing always expire immediately when the buyer is declared insolvent, if bankruptcy or bankruptcy proceedings are filed, if your company is disposed of or if there is a change in ownership.

In the event of non-compliance with the payment conditions and / or return of the negotiated effects, Artesanía Baño, SL-DECOSAN will fully reimburse the return expenses and administration expenses, considering the conditions agreed with the client as canceled (due to non-compliance) and giving up the pending effects.

Domain reservation

The merchandise is considered property of Artesanía Baño, SL / DECOSAN until full payment of the same by the client, with Artesanía Baño, SL / DECOSAN until that moment reserved the domain.

Jurisdiction

This relationship will be governed by Spanish law. In the event of any dispute, the parties expressly waive any other forum or jurisdiction to which they may be entitled and agree to submit to the Barcelona courts.

Orders

All orders must be formalized by written document. Essential for special manufacturing:

- Attach a sketch with the measurements of the requested product.
- Pay 50% of the amount at the time of acceptance of the order. The rest will be paid according to the agreed conditions.
- Prices do not include installation or supposed running.

Warranty

It is certified that all products are guaranteed for two years due to manufacturing defects under normal conditions of use and installation, according to Royal Legislative Decree 1/2007 of November 16, the company committing itself to repair or replace the materials whose anomaly is due to these causes.

The right to compensation for damages is excluded (whatever the fundamental legal act accepted) unless it is reliably demonstrated that we had responded with premeditation or gross negligence. The warranty does not cover defects caused by misuse, deficient or improper installation, or defects caused by causes of force mayor.

Design

Artesanía Baño, SL-DECOSAN reserves the right to carry out without prior notice any modification of articles in any area of technical, aesthetic or valuation characteristics.

Delivery term

The approximate delivery time is 3 weeks for standard catalog items and 4 weeks for those that are subject to any modification that will be special unless another delivery time is specified for manufacturing or planning reasons.

Any delay in the agreed delivery times does not entail. There is a right to compensation for damages or other causes.

Goods transport

- When the merchandise travels properly, Artesanía Baño, SL / DECOSAN is exempt from any possible defects or defects that could be attributable to the transportation of the merchandise.

- When the merchandise travels prepaid, the client has to notify Artesanía Baño, SL / DECOSAN in writing within 24 hours of receiving the merchandise, of any defect or defect attributable to the transport agency to facilitate the claim of responsibility in accordance with Law 16 / 1987 of Land Transport Management and RD 1,111 / 1990 by which the LOTT regulation is approved.

- The claim against the carrier for damage or breakdown must be made in the act of receipt of the packages as long as the damage is apparent and within 24 hours of receipt, if the damage is not apparent, the protest or reservation must be made in writing.

- Goods always travel at the buyer's risk and expense, even in the case of special agreements.

- Carriage paid:

to Peninsula from € 250.

to Baleares from € 500.

to the Canary Islands from € 1,500.

to Ceuta y Melilla, shipping costs consult.

The price of postage is € 15. In the case of individual dispatch of countertops, mirrors or sinks that require special packaging, the minimum size it will be € 30 net.

Returns

Returns will be accepted only and exclusively for defective goods and / or wrongly sent by Artesanía Baño, SL / DECOSAN.

Any return must always be communicated in writing and authorized by Artesanía Baño, SL / DECOSAN

The return of the merchandise must be made in the original packaging and in perfect condition and will suffer a minimum automatic depreciation of 15% on the amount invoiced for management and storage expenses, which may be higher after inspection.

Breaks

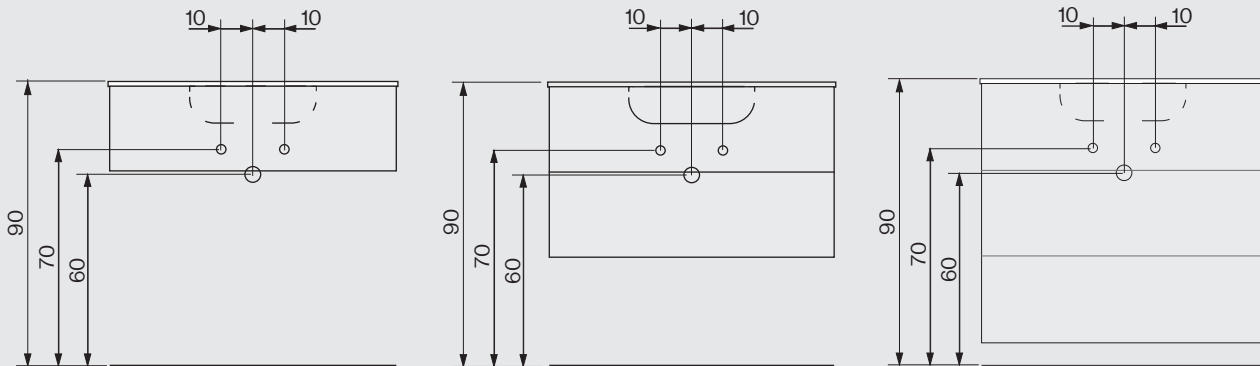
It is the recipient's obligation to check the packaging and the product upon receipt. In the case of observing any incident at the time of download, note the incident on the delivery note and send a written communication to Artesanía Baño, SL / DECOSAN accompanied by some photographs.

In the event that no visible defect is detected at the time of the download, note on the delivery note "compliant with the examination" and carry out this verification within a maximum period of 24 hours, proceeding if it is appropriate to send the claim in the same written conditions and with images that allow assessing the incident. If the corresponding procedures are not followed, the company will not attend any claim in this regard since the transport coverage declines any responsibility according to Law 16/1987 of Land Transport Management and RD 1,111 / 1990 by which the LOTT regulations are approved.

Confidentiality and data protection

In compliance with the provisions of Organic Law 15/1999 of December 13, Protection of Personal Data and REGULATION (EU) 2016/679 OF THE EUROPEAN PARLIAMENT AND OF THE COUNCIL of April 27, 2016 (GDPR), the data of Personal nature provided by the buyer will form part of the seller's file, whose purposes are the maintenance of the contractual relationship, sales management and collections. The seller will treat these data with the utmost confidentiality and undertakes not to use them for a purpose other than that for which they have been collected, as well as to be kept with the measures that guarantee their security to unauthorized third parties. The buyer has the right of access, rectification and cancellation by sending a written communication to Artesanía Baño, SL / DECOSAN Ctra. Laureà Miró, 385-387 - 08980 Sant Feliu de Llobregat, Barcelona or by email to rgpd@nofer.com.

Recommended dimensions for the sink installation



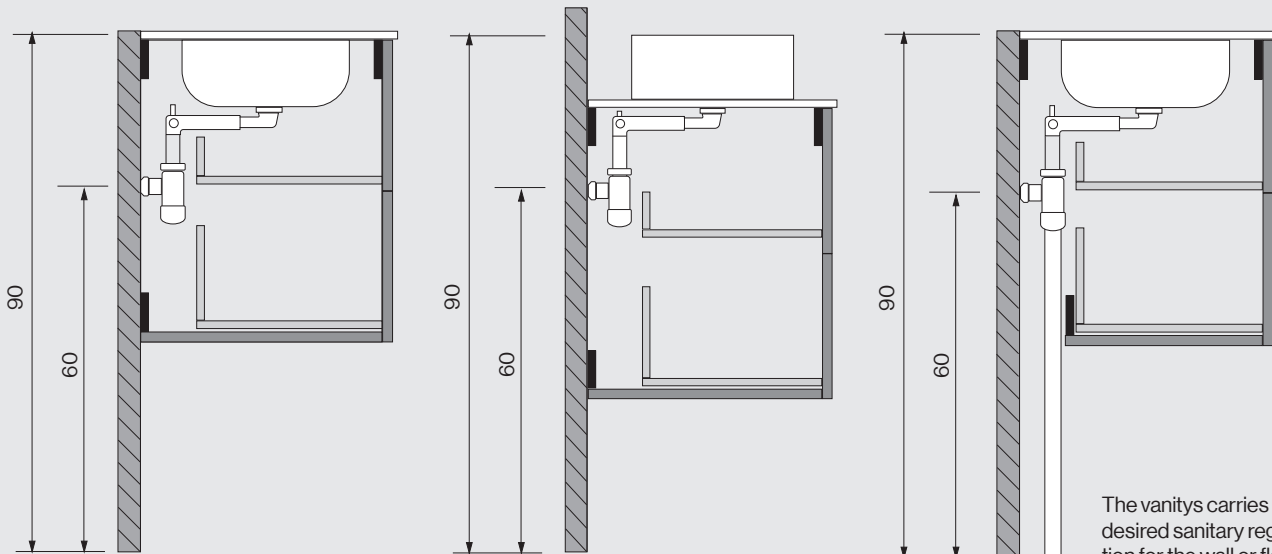
Vanities of this height does not support DecoSpace System

Decospace System

With an integrated sink

With a countertop sink

With sanitary registration



The vanity carries the desired sanitary registration for the wall or floor location.

All units are supplied with a fixing kit and installation instructions.

DECOSAN

Bath design

DECOSAN

DECOSAN CENTRAL

Ctra. Laureà Miró, 385-387
08980 Sant Feliu de Llobregat
Barcelona – España
tels. +34 933 378 616, +34 933 378 187
decosan@decosan.com
www.decosan.com

DECOSAN BARCELONA

Showroom Contract. Rambla Catalunya, 43
Principal, 1ª - 08007 Barcelona - España
+34 640 04 47 45
info@wecontractbcn.com

DECOSAN MILANO

Via Torino, 10 – 20060 Liscate
Milano – Italia
+39 0249796141
cmarconi-bocchi@nofer.com

DECOSAN MOSCÚ

107113, Moscow - Shumkina str. 26a str.4 Russian
Federation
+7 (495) 602-05-85
info@nofer-aporici.ru

DECOSAN DUBAI

Office # 1, Industrial Area 18, Maliha Road, P.O. Box
4316, Sharjah, UAE
+971 65467420
info@mena-gate.com



NOFER

BRAND GROUP

NOFER



DECOSAN

BOCCHI SafeWORK

agetar, s.a.



CAT.D23SP.EN

